

Receptions



LAZER EDGE

artopex®

A reception that sets the tone

Create a reception workstation that will charm your visitors as soon as they walk through the door. The various Artopex furniture collections converge here to inspire you to create welcoming and coherent spaces with your unique brand identity. Set the tone for your waiting areas with Artopex furniture.



Reception RZ3

White laminate and Grenadine and Silver enamel.

Furniture

Dotcom chair.

Well-defined zones

The many module configurations of the Take Off collection define the reception area as a multi-purpose space.



Downtown bistro table
Moka laminate

Crema stool
Black shell

Auxi chair

Active seating stool

Cuadro lounge seating

Take Off Reception Moka and White laminate.

Comfort first

Gather your visitors in a place where relaxation and collaboration are encouraged. The combination of Cuadro and Fjord seating provides the necessary comfort for your reception area. Your reception will certainly be more inviting than ever!



RZ3 Reception

Willow Grey laminate and Charcoal enamel.

Furniture

«Fences» table, Fenix Matte Black H.P.L. and Black enamel, Active seating stool, Cuadro and Fjord seating.

RZ2

Sesame and White laminate
Polar White enamel



The RZ2 series, composed of straight or curved tables and transaction modules, is characterized by a decorative metal band located under the transaction shelf. Adding accessory bars or tackboards inside the modules adapts the workstation to the user's needs.

RZ3

Willow Grey and Dalia laminate
Black enamel



The front of RZ3 reception workstations is divided into three sections of tiles. The laminate, metal, or acrylic tiles offer a personalized design for the workstation.

A unique quality

The modularity of the Axel™ tile system creates a classic yet audacious waiting area. The tiles and counter tops are added to the plan to improve the privacy of the reception workstation and to create a unique space. The versatility of modules enables a wide variety of configurations that can adapt to any type of environment.



Axel Reception

Dalia and White laminate, Fenix Matte Black H.P.L. and Polar White enamel.

Furniture

Auxi chair, Fjord armchair and tables, Fenix Matte Black H.P.L. and Dalia laminate.

Organize and power up

The tiles integrated into the Axel collection workstations allow you to design a reception area that accommodates the user's technology and equipment. Add accessory bars and fill them with what you need.



Axel Reception White and Ginger Root laminate, Polar White and Navy enamel and Mist felt.

Auxi chair

Metal pedestal Polar White enamel

Complements

Laminate and metal pigeonhole unit



Accessory bar



Surface multi-outlet



Coherent space

Enjoy the flexibility that the Take Off collection offers when creating a reception workstation. Combine work surfaces and transaction shelves to design a reception area that matches the first impression you want to give your clients.



Take Off Reception
Sea Salt laminate.

Furniture
Vortex chair, Polar White enamel files and
Sky architectural walls.

Privacy and acoustic comfort

In addition to impressing your visitors, the Axel pavilion defines the space and improves privacy in your reception area. Integrating felt in the tiles and slats provides superior acoustic benefits. Add plants and bistro tables to transform it into a relaxed coffee spot.



Axel Pavilion

Ginger Root laminate and Fenix Matte Black H.P.L., Black enamel and Mist felt.

Furniture

Take Off Conference table with "Cage" base with Fenix Matte Black H.P.L. and Frill stools, Azure shells.

Express your DNA

Personalize your reception workstation by taking advantage of the many possibilities offered by the RZ3 series modules. Play around with the finishes, colors, and configurations of the front tiles and express the DNA of your company through its reception area.



RZ3 Reception

White laminate, China Blue and Frost enamel and frosted acrylic.

Furniture

White laminate Downtown bistro table, Cuadro armchair, Frill stools, White and Azure shells and Blitz chairs.

An optimized workstation

The interior of the reception workstations promote productivity and are adapted to the user's tasks. The curved design of the table offers a roomy work surface while the integration of a free-standing pedestal maximizes storage space and frees up the surface.

RZ2 Reception White and Maritime Maple laminate, Polar White and Abyss enamel.



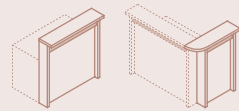
Collection details

RZ2

Rectangular table



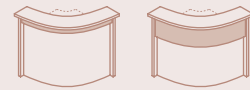
Transaction module



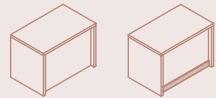
90° curved table



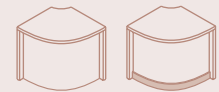
90° curved transaction module



29"H rectangular table with or without a kick plate



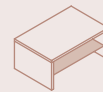
90° curved table with or without a kick plate



45° curved table metal front recessed



Low table

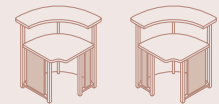


RZ3

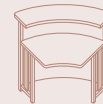
Rectangular transaction unit



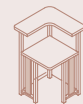
Interior curved 90° transaction unit



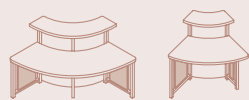
Interior curved 45° transaction unit



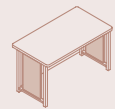
Corner transaction unit



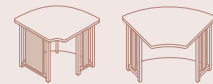
Exterior curved 90° or 45° transaction unit



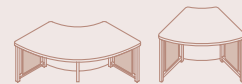
Rectangular reception table



Interior curved 90° or 45° reception table

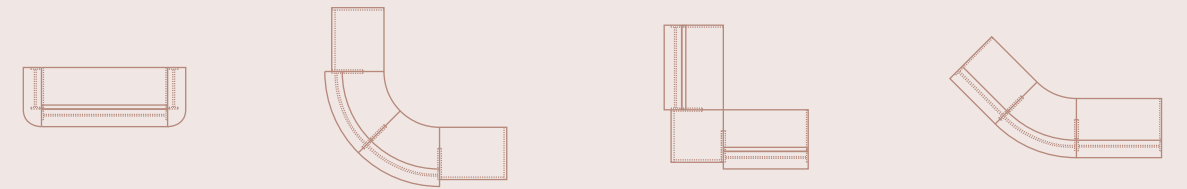


Exterior curved 90° or 45° reception table

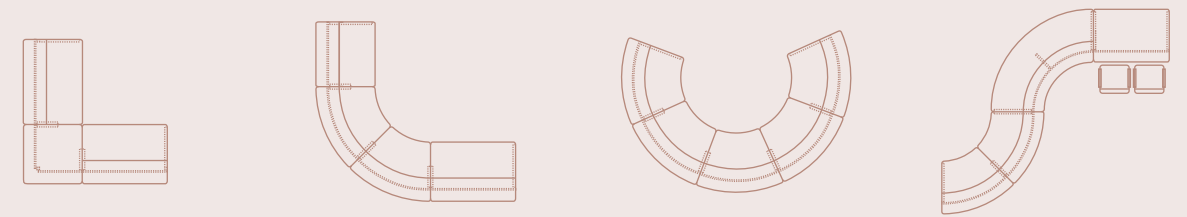


Typical layouts

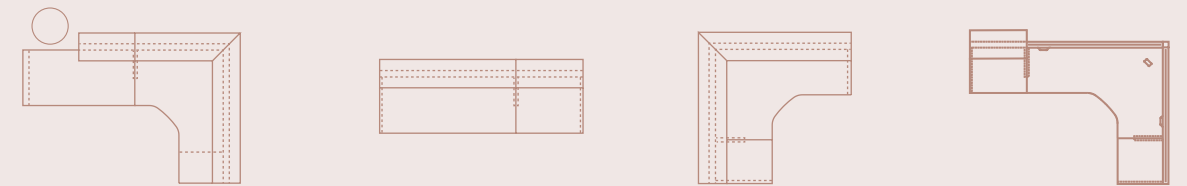
RZ2



RZ3



Axel



Take Off

