

e3 Office Furniture - ergoCentric SA Seating Price List

SA# E60PQ-120001-/088/PQ



General Inquiries:

Terry Hickey

1-877-933-8566 ext. 3

info@e3officefurniture.ca

Website: www.e3officefurniture.ca

Supplier's Official Language: English

Payment by Visa or Mastercard: Accepted

Supplier's Work Coverage: National



Table of Contents

tCentric Hybrid™ and airCentric™ 2 and 2S warranty	4
Office lifetime warranty	6
Specialty seating warranty	7
How to use this price book	8

ergoCentric office seating

tCentric Hybrid™ Series	
Upholstered Backrest (Accent, Office Task, Boardroom, Counter Height)	11
All Mesh (Office Task, Boardroom)	19
Upholstered Seat (Accent, Office Task, Boardroom, Counter Height)	23
Guest Chair	29
airCentric™ 2 Series (Office Task, Boardroom)	31
airCentric™ Stacker	37
geoCentric™ Series (Office Task, Stacker)	39
eCentric™ Executive Series (Office Task, Plus Size, Heavy Duty)	47
Saffron Series (Office Task)	52
myCentric™ Series (Office Task)	58
ecoCentric™ Mesh Series (Office Task)	62
ergoForce™ Series (Office Task, Plus Size)	68
24Centric™ Series (24 Hour Multi Tilt)	74
healthCentric™ stacker Series	76



Arms

Height Adjustable	89
Height & Swivel Adjustable	91
Height & Lateral	93
Height, Lateral & Swivel	93
Non-Adjustable	94
Arm Pad options	95
Arm Brackets styles	96

Options and accessories

Options	97
Casters and Glides	100
Seating dimensions	101
Fabric Grades & Upholstery	102
Customer's own materials	103
Parts	104

tCentric Hybrid™ and airCentric™ 2 & 2S warranty

12 years, 3 shifts, labour included

Our warranty covers everything – including casters, pneumatic cylinders, arms, foam and all moving mechanisms.

At ergoCentric, we are committed to improving the health and productivity of your valued employees at the lowest total cost of ownership.

All tCentric Hybrid, airCentric 2 and airCentric 2S seating are backed by our 12 year, 3 shift warranty, except as limited or described below.

ergoCentric materials

10 years

ergoCentric Approved fabrics (exceptions covered under 12-year warranty include: tCentric Hybrid mesh.)

Other manufacturers' products

ergoCentric does not warrant customer's own fabrics but will pass through to the original purchaser any warranty supplied by the fabric manufacturers to the extent possible.



Provisions that apply to all tCentric Hybrid, airCentric 2 and airCentric 2S seating and services:

ergoCentric warrants the tCentric Hybrid Multi Tilt and Synchro Glide, the airCentric 2 Multi Tilt and Synchro Glide and the airCentric 2S Multi Tilt and Synchro Glide seating systems to be free from defects in material and workmanship, regardless of the number of shifts during which the products are used, for the warranty periods specified above for users weighing up to 350 pounds and 24/7 use. All other mechanism are warranted 280 pounds and 24/7 use.

During the applicable warranty period, ergoCentric, as its sole obligation, will repair or replace (at its option) any product, part, or component covered by this warranty and sold after the effective date of this warranty, which fails under normal use as a result of a defect in material or workmanship. ergoCentric will repair or replace the aforementioned product, part, or component with a comparable product, part, or component.

This warranty extends only to the original purchasers who acquire new product from ergoCentric, its subsidiaries, or its authorized resellers. Any product, part, or component must have been used according to ergoCentric's published instructions and installed and maintained by an ergoCentric factory-trained technician or an authorized ergoCentric dealer installer. If these requirements are met, warranty coverage will be extended. Any misuse, abuse, or modification to the original product voids the warranty. ergoCentric does not warrant the performance of the product when used in combination with other than original ergoCentric product.

Limited warranty only covers ergoCentric provided products, components, and related repair work performed by ergoCentric authorized dealers.

The warranty period starts from the date of purchase.

This document inclusively describes all of the warranties given and remedies available with respect to the company's products and services. ergoCentric and its subsidiaries disclaim any other warranty whether express or implied, statutory or otherwise,

in relation to the products.

ergoCentric does not warrant:

- changes in surface finishes, including colourfastness, due to aging, exposure to light or direct sunlight
- marks, scars, or wrinkles occurring naturally in leather
- failure resulting from normal wear and tear
- pilling of textiles
- matching of colours, grains, or textures of natural materials
- colourfastness or the matching of colours of textiles or surface finishes, including an exact match to cuttings, samples, or swatch cards
- damage or marking of materials or abrading of textiles over time caused by sharp or foreign objects
- discolouration of textiles and surface materials due to soiling, stains, or dye transfer from clothing, including denim

ergoCentric tests Customer's Own Material (COM) and other customer-supplied items for manufacturing quality only and does not provide any warranty with regard to these materials.

ergoCentric does not warrant products that are exposed to extreme environmental conditions or that have been subject to improper storage.

To the extent allowed by law, any implied warranties, including any warranty of merchantability or fitness for a particular purpose, are disclaimed and to the extent they are legally required, are limited in duration to the duration of this written warranty.

ergoCentric shall not be liable for loss of time, inconvenience, commercial loss, or incidental or consequential damages.

Applies in US only: Some states do not allow limitations on how long an implied warranty lasts or do not allow the exclusion or limitation of incidental or consequential damages, so the limitations or exclusions in the two preceding paragraphs may not apply. This warranty gives the purchaser specific legal rights; however, the purchaser may also have other rights that may vary from state to state.

Applies outside US: Except as stated above, ergoCentric will not be liable for any loss or damage (including costs) however caused, whether direct or consequential, incurred or suffered by the purchaser or any third party in respect of the products, but nothing contained herein will or will be considered to exclude or restrict any liability on ergoCentric's part for death or personal injury resulting from negligence.



Office lifetime warranty

ergoCentric Seating Systems hereby warrants all of its Office & Specialty Seating products (see separate tCentric Hybrid™, airCentric™ 2 and airCentric 2S warranty) against defects and functional failure of materials including the pneumatic lift, for as long as the chair is in use by the original purchaser, with the following exceptions: the Mechanisms, arms, foam and fabrics part of the ergoCentric Approved fabrics program are warranted for ten years from the date of purchase. The iCentric™ Mesh backrest structure and iCentric Mesh upholstery, CORE vinyl, Spirit Millennium vinyl, Canter EPU, Beeline EPU and Frixion healthcare upholstery material are warranted for five years from the date of purchase. These warranties shall not apply to any products which must be replaced because of normal wear and tear, negligence, abuse or accident, shipping damage, or product use other than in accordance with written instructions and warnings. ergoCentric makes no warranty that any of its products are suitable for any particular purpose and makes no other warranties, expressed or implied, other than those set forth herein. In no event shall ergoCentric be liable in either tort or contract for any loss or direct, special, incidental, consequential or exemplary damages.

This warranty is based on an eight hour work day only for users weighing up to 300 lbs (136 kgs) for the following series: geoCentric™, myCentric™, eCentric™, eCentric Executive, ergoForce™, iCentric Stacker and for users weighing up to 280 lbs (127 kgs) for the following series: Saffron R, Saffron, ecoCentric™ Mesh, ecoCentric, iCentric, iCentric Mesh, Upholstered and 3-in-1 Sit Stands, the ergoCentric Sit Stand, Starbase, and Scooter Stool.

Plus Size, Heavy Duty, 24 Hour Seating, Bariatric

The mechanisms, arms, foam and fabric are warranted for five years from the date of purchase. The Plus Size seating warranty is valid for users weighing up to 350 lbs. The eCentric Executive Heavy Duty seating warranty is valid for users weighing up to 400 lbs. For all 24 Hour seating, the warranty is valid for continuous use multi-shift operations for users weighing up to 300 lbs. The Bariatric Task chair warranty is valid for users weighing up to 500 lbs. The Bariatric Guest Chairs are warranted up to the following weights: 21" (350 lbs), 24" (450 lbs), 30" (750 lbs).

Warranty claims

ergoCentric will repair or replace any product or materials, covered by this warranty, found to be defective or inferior within the warranted period. This warranty includes the cost of labor and shipping. Claims are to be made directly to ergoCentric or to the authorized dealer from whom the chairs were purchased. Product or materials for which a claim has been made, must be made available for inspection by an authorized ergoCentric representative.

Limit of warranty

These manufacturer's warranties shall be valid only during the term of these warranties; and while the products herein warranted are in the possession of the original purchaser. The original purchaser shall mean the party which first purchased the products for its own use whether from ergoCentric or an authorized ergoCentric dealer.

OFFICE SEATING

LIFETIME*

- Original purchaser
- Defects and functional failure of materials up to a weight of 300 lbs for the following series: geoCentric, myCentric, eCentric Executive, ergoForce, iCentric Stacker
- Defects and functional failure of materials up to a weight of 280 lbs for the following series: Saffron R, Saffron, ecoCentric Mesh, ecoCentric II, ecoCentric III, iCentric Mesh, Upholstered and 3-in-1 Sit Stands and Scooter

10 YEARS*

- Mechanisms, arms, foam, ergoCentric Approved fabrics

5 YEARS*

- Plus Size seating up to a weight of 350 lbs
- 24 Hour seating for multi-shift workers up to a weight of 300 lbs
- eCentric Executive Heavy Duty seating up to a weight of 400 lbs
- Bariatric Task Chair up to a weight of 500 lbs
- Bariatric Guest Chairs are warranted up to the following weights: 21" (350 lbs), 24" (450 lbs), 30" (750 lbs).
- Bariatric Heavy Duty Stools are warranted up to the following weights: 350 (350 lbs) and 500 (500 lbs)
- iCentric Mesh backrest structure and iCentric Mesh upholstery, CORE vinyl, Spirit Millennium vinyl, Canter EPU, Beeline EPU and Frixion healthcare fabric.

*Includes labor costs

Specialty seating warranty

Specialty Seating Limited Warranty

ergoCentric Seating Systems hereby warrants all of its industrial seating products against defects and functional failure of materials, for five years from the date of purchase. These warranties shall not apply to any products, which must be replaced because of normal wear and tear, negligence, abuse or accident, shipping damage, or product use other than in accordance with written instructions and warnings. ergoCentric makes no warranty that any of its products are suitable for any particular purpose and makes no other warranties, expressed or implied, other than those set forth herein. In no event shall ergoCentric be liable in either tort or contract for any loss or direct, special, incidental, consequential or exemplary damages. This warranty is based on an eight hour work day for users weighing up to 280 lbs.

Warranty claims

ergoCentric will repair or replace any product or materials, covered by this warranty, found to be defective or inferior within the warranted period. This warranty includes the cost of labor and shipping. Claims are to be made directly to ergoCentric or to the authorized dealer from whom the chairs were purchased. Product or materials for which a claim has been made, must be made available for inspection by an authorized ergoCentric representative.

Limit of warranty

These manufacturer’s warranties shall be valid only during the term of these warranties; and while the products herein warranted are in the possession of the original purchaser. The original purchaser shall mean the party which first purchased the products for its own use whether from ergoCentric or an authorized ergoCentric dealer.

Cleanroom Seating Lifetime Limited Warranty

ergoCentric® Seating Systems hereby warrants all of its Cleanroom seating products against defects and functional failure of materials, for as long as the chair is in use by the original purchaser, with the following exceptions: the mechanisms, arms, foam and fabric including vinyl, are warranted for five years from the date of purchase. These warranties shall not apply to any products which must be replaced because of normal wear and tear, negligence, abuse or accident, shipping damage, or product use other than in accordance with written instructions and warnings. ergoCentric makes no warranty that any of its products are suitable for any particular purpose and makes no other warranties, expressed or implied, other than those set forth herein. In no event shall ergoCentric be liable in either tort or contract for any loss or direct, special, incidental, consequential or exemplary damages. This warranty is based on an eight hour work day only for users weighing up to 280 lbs.

FACTORY/INDUSTRIAL	CLEANROOM/LABORATORY
<p>5 YEARS*</p> <ul style="list-style-type: none"> • Original purchaser • Defects and functional failure of materials up to a weight of 280 lbs • Mechanisms, arms, foam 	<p>5 YEARS*</p> <ul style="list-style-type: none"> • Original purchaser • Defects and functional failure of materials up to a weight of 280 lbs • Mechanisms, arms, foam, fabric, vinyl, PVC-free (vinyl-like) upholstery (with the exception of Silica upholstery)
<p>10 YEARS*</p> <ul style="list-style-type: none"> • Ergo F and Ergo 2F • IC Plus: Cracking, punctures and tears and use of Rescue, Virox 5, Cavicide, Wex-Cide and bleach cleaning agents when used in accordance with the cleaning agents’ labeled instructions. 	<p>*Includes labour costs</p>

How to use this price book

The following page is a typical example of the seating specifications you will find throughout this price book. In the top header bar of each table, you will find the chair model code. In this example, the *geoCentric Multi Tilt Series* is illustrated.

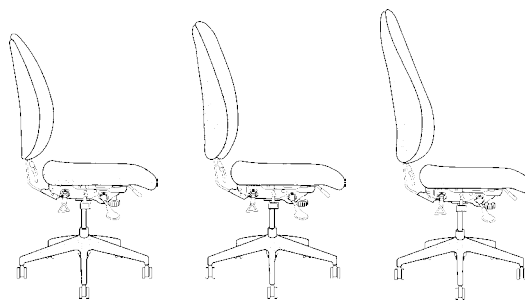
TABLE	DESCRIPTION
1 List Price	List prices for fabric, leather, and COM grades are listed.
2 Standard Specifications	Standard features are listed. The dot (•) symbol indicates that feature is available for the respective chair model.
3 Options	Options are listed by category (e.g., seat) for each chair model. <ul style="list-style-type: none"> A The upcharge column lists the additional list prices for each available option. "N/C" indicates <i>No Charge</i> B Columns with a model code heading (geo-MB-MT, geo-TB-MT, geo-XTB-MT) indicate if the option is available for the respective chair model. <ul style="list-style-type: none"> • The dot (•) symbol means the option is available. • "N/A" indicates the option is not available. • "incl." means the option is already included as part of the chair model's standard features.
4 Arm Options	Shows the most popular arm options for the chair model. Arm option specifications and additional arm options are available on pages 105-110.

For this example, the geo-MB-MT model has been chosen and the selected options highlighted. This specific chair is upholstered in Open House Onyx, a Grade 1 fabric chosen from a sample fabric card. The 4" Adjustable T-Arm with Oval Tube arm pads, has been selected from page 106.

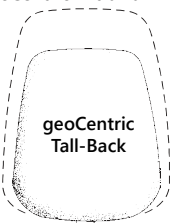
		LIST PRICE	
Model	geo-MB-MT		
Grade 1 Textile	Open House Onyx	\$1,264	1 2
Energy Absorbant Memory Foam Seat	EA	\$92	3
80 mm Pneumatic Lift	80mm	N/C	A B
Dual Wheel Urethane Casters	UC	\$54	
4" Adjustable T-Arm	4ATAOT	\$317	4
Total List Price		\$1,727	

This chair is a: **geo-MB-MT-OpenHouseOnyx-EA-80mm-UC-4ATAOT**

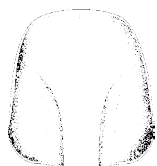
geoCentric™ Multi Tilt Series



geoCentric Extra Tall-Back



geoCentric Tall-Back



Back Cap PBCMBF

Standard on vinyl and PVC Free (vinyl like) upholsteries. Ideal for extra durability and cleanability.

RECOMMENDED ARMS

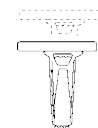


4" Adjustable T-Arm
4ATAOT \$317

4



3" Adjustable T-Arm
3ATAOT \$208



4" Adjustable Swivel Arm
SWV \$476

For specifications, illustrations and additional arm options, see pages 105-110.

SEAT SIZE OPTIONS

Extra Small XSS \$92
(17 1/2"w x 15 1/2"d)

Small SS N/C
(18 1/2"w x 17"d)

Plus Size PS \$92
(22"w x 19"d)

Extra Long XLS \$92
(20"w x 21"d)

Extra Deep XPS \$92
(22"w x 21"d)

For graded in upholstery choices see page 118.

LIST PRICE	List Price	geo-MB-MT	geo-TB-MT	geo-XTB-MT
	• Grade 1/COM (yd)	\$1,264 (1 1/2)	\$1,295 (2)	\$1,422 (2)
	• Grade 2	\$1,289	\$1,325	\$1,457
	• Grade 3	\$1,314	\$1,355	\$1,492
	• Grade 4	\$1,339	\$1,385	\$1,527
	• Grade 5	\$1,364	\$1,415	\$1,562
1	• Leather Match	\$1,609	\$1,670	\$1,832
	• Leather	\$1,834	\$1,900	\$2,072
	• Back Cap Standard with Vinyl, PVC-free (vinyl-like) Upholsteries	(\$17)	N/A	N/A

STANDARD SPECIFICATIONS	Backrest	geo-MB-MT	geo-TB-MT	geo-XTB-MT
	• 5" Patented back height adjustment system	•	•	•
	• Fully upholstered dual curve backrest	17"w x 19"h	17"w x 21"h	19"w x 25"h
	Seat			
	• Dual density molded polyurethane foam	•	•	•
	• Eight ply hardwood seat structure	•	•	•
	• Tailored upholstery on seat pan*	20"w x 19"d	20"w x 19"d	20"w x 19"d
	Multi Tilt Mechanism			
	• Infinite lock free float	•	•	•
	• Back angle adjustment	•	•	•
• Adjustable spring tension	•	•	•	
• Infinite forward tilt lock out	•	•	•	
• 2 1/2" Depth adjustable seat slider	•	•	•	
Pneumatic Lift (seat height)				
• 125 mmLT pneumatic lift (16" - 20 1/2")	•	•	•	
Base				
• 26" Glass reinforced nylon mid-profile base	•	•	•	
• 5 Dual wheel nylon casters 2	•	•	•	
Measurements				
• Boxed weight/size	49 lbs/6.7 cu.ft	52 lbs/10 3/4 cu.ft	56 lbs/11.7 cu.ft	

OPTIONS	Seat	Upcharge	geo-MB-MT	geo-TB-MT	geo-XTB-MT	
	• Energy absorbant memory foam	EA	\$92	•	•	•
	• Triple density foam (adds 1/4" to seat width & depth)	TDF	\$76	•	•	•
	• Non-tailored seat pan	NTS	N/C	•	•	•
	Base/ Glides/ Casters					
	• 26" Polished aluminum mid-profile base	PMB	\$198	•	•	•
	• Silver accent casters	CAC	\$113	•	•	•
	• Dual wheel urethane casters	UC	\$54	•	•	•
	• Single wheel nylon casters	SW	\$74	•	•	•
	• Single wheel urethane casters	SWU	\$82	•	•	•
	• 2 1/4" Glides	2G	N/C	•	•	•
	Lifts (seat height)					
	• 70 mm pneumatic lift (15 1/2" - 18 1/4")	70MM	N/C	•	•	•
	• 80 mm pneumatic lift (16 3/4" - 19 1/4")	80MM	N/C	•	•	•
	• 100 mm pneumatic lift (16 3/4" - 20 3/4")	100MM	N/C	•	•	•
• 140 mm pneumatic lift (18" - 23 1/4")	140MM	N/C	•	•	•	
Additional Options						
• Air lumbar	AL	\$189	•	•	•	
• Air thoracic ▲	AT	\$222	•	•	•	
• Air thoracic and air lumbar ▲	ATL	\$370	N/A	•	•	
• Adjustable headrest *	AHR	\$466	•	•	•	
• Thoracic back support	THB	\$92	•	•	•	
• Back cap - fabric	PBCMBF	N/C	•	N/A	N/A	
• Neck support	NNS	\$92	N/A	N/A	N/A	
• 24 Hour Multi Tilt Mechanism **	24MT	\$387	•	•	•	

▲ Air Thoracic option is unavailable with the pull through design on the geoCentric Extra High Back.

** Warranted for 24 hour use up to a weight of 300 lbs.

♦ Standard on fabric upholstery. Only available on vinyl upholstery by request with a \$23 upcharge.

* Uses the fabric Nytek in black. Vinyl upholstery is not permitted..



myCentric™



airCentric™ 2



tCentric Hybrid™

OFFICE SEATING

tCentric Hybrid™

The first mesh office chair that can be called ergoCentric.

The tCentric Hybrid with Airless Cushion Technology™ combines the best attributes of the leading mesh chair with the industry leading benefits of ergoCentric's fully ergonomic upholstered chairs.

You no longer have to choose between the sleek appearance and breathability of a mesh chair and great ergonomics.

Now you can simply choose the tCentric Hybrid.



tCentric Hybrid with Airless Cushion Technology™



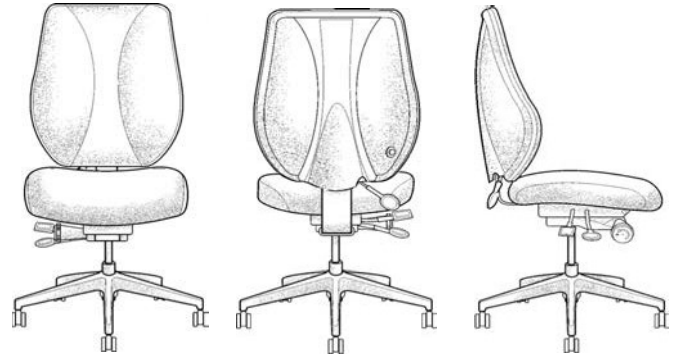
Optional Upholstered Seat



tCentric Hybrid with Upholstered Backrest and Seat

tCentric Hybrid™

Upholstered Backrest Accent Series



RECOMMENDED ARMS



tCentric Armrest Height & Lateral Adjustable (Midnight Black)
TCL \$509

tCentric Armrest Height & Swivel Adjustable (Midnight Black)
TC360 \$509

tCentric Armrest Height, Lateral & Swivel (Midnight Black)
TCL360 \$549

For specifications and illustrations of the tCentric armrests, see pages 105-110.

SEAT SIZE OPTIONS

Extra Small XSS \$92
(17 ½" w x 15 ½" d)

Small SS N/C
(18 ½" w x 17" d)

Plus Size PS \$92
(22" w x 19" d)

Extra Long XLS \$92
(20" w x 21" d)

Extra Deep XPS \$92
(22" w x 21" d)

For graded in upholstery choices see page 116.

LIST PRICE	List price	Midnight Black t-MBUP-ACCENT
	• Grade 1/COM (yd)	
• Grade 2		\$1,157
• Grade 3		\$1,172
• Grade 4		\$1,187
• Grade 5		\$1,202
• Leather		\$1,537

STANDARD SPECIFICATIONS	Backrest	
	• Front upholstered dual curve backrest • 5" Patented back height adjustment system • Solid Back Cap (Midnight Black) • Air Lumbar (pump)	
Seat		• •
• Dual density molded polyurethane foam • Eight ply hardwood seat structure • Tailored upholstery on seat pan*		20" w x 19" d
Accent Mechanism (Midnight Black)		• • •
• Infinite lock free float • Seat height • Adjustable spring tension		
Pneumatic Lift (seat height)		•
• 125 mmLT pneumatic lift (15 ½" - 20")		
Base		• •
• 26" Glass reinforced nylon mid profile base • 5 Dual wheel nylon casters 2		
Measurements		56 lbs/11.7 cu.ft
• Boxed weight/size		

OPTIONS	Seat		Upcharge
	• Energy absorbant memory foam	EA	
• Triple density foam (adds ¼" to seat width & depth)	TDF		\$76
• Non-tailored seat pan	NTS		N/C
Base / Glides / Casters			
• 26" Polished aluminum mid-profile base	PMB		\$198
• Silver accent casters	CAC		\$113
• Dual wheel urethane casters 2	UC2		\$54
Lifts (seat height)			
• 70 mm pneumatic lift (15" - 17 ¾")	70MM		N/C
• 80 mm pneumatic lift (15 ¾" - 18 ¾")	80MM		N/C
• 100 mm pneumatic lift (16 ¾" - 20 ¾")	100MM		N/C
• 125 mm pneumatic lift (16 ¾" - 21 ¾")	125MM		N/C
• 140 mm pneumatic lift (17 ½" - 22 ¾")	140MM		N/C
• 100 mm chrome pneumatic lift (16 ¾" - 20 ¾")	100MMCH		\$40
• 125 mm chrome pneumatic lift (16 ¾" - 21 ¾")	125MMCH		\$40
• 140 mm chrome pneumatic lift (17 ½" - 22 ¾")	140MMCH		\$40
Additional Options (upholstered in Nytek)			
• Tailored adjustable headrest (Midnight Black)	AHR		\$466

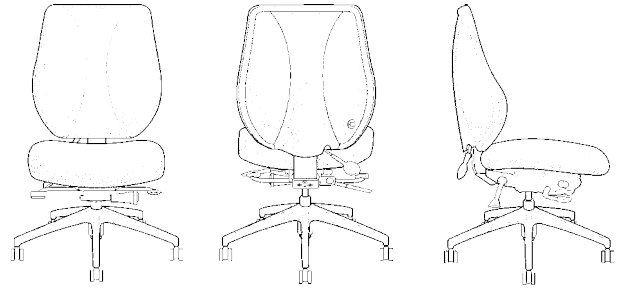
* Standard on fabric upholstery. Only available on vinyl upholstery by request with a \$23 upcharge.

* Black framed chairs use the fabric Nytek in black. Vinyl upholstery is not permitted.

tCentric Hybrid™

Upholstered Backrest

Synchro Glide Series



RECOMMENDED ARMS



tCentric Armrest	
Height & Lateral Adjustable	
Midnight Black TCL \$509	Light Grey TCLG \$524
Height & Swivel Adjustable	
Midnight Black TC360 \$509	Light Grey TC360G \$526
Height, Lateral & Swivel Adjustable	
Midnight Black TCL360 \$549	Light Grey TCL360G \$565

For specifications and illustrations of the tCentric armrests, see pages 105-110.

SEAT SIZE OPTIONS

- Extra Small XSS \$92 (17 ½" w x 15 ½" d)
- Small SS N/C (18 ½" w x 17" d)
- Plus Size PS \$92 (22" w x 19" d)
- Extra Long XLS \$92 (20" w x 21" d)
- Extra Deep XPS \$92 (22" w x 21" d)

For graded in upholstery choices see page 116.

LIST PRICE	List Price	Midnight Black	Light Grey
		t-MBUP-SG	t-LGUP-SGG
	• Grade 1/COM (yd)	\$1,455 (1)	\$1,504 (1)
	• Grade 2	\$1,470	\$1,519
	• Grade 3	\$1,485	\$1,534
	• Grade 4	\$1,500	\$1,549
	• Grade 5	\$1,515	\$1,564
	• Leather	\$1,850	\$1,899

STANDARD SPECIFICATIONS	Backrest	Midnight Black	Light Grey
	• Front upholstered dual curve backrest	19" w x 25"h	19" w x 25"h
	• 5" Patented back height adjustment system	•	•
	• Solid Back Cap	•	•
	• Air Lumbar (pump)	•	•
	Seat		
	• Dual density molded polyurethane foam		•
	• Eight ply hardwood seat structure		•
	• Tailored upholstery on seat pan*		20" w x 19" d
	Synchro Glide Mechanism		
	• Seat tilt lock out	•	•
	• Free float	•	•
	• Independent back angle adjustment	•	•
	• Synchro 2:1 ratio	•	•
	• Adjustable spring tension	•	•
	• 2 ½" Depth adjustable seat slider	•	•
	Pneumatic Lift (seat height)		
	• 125 mmLT pneumatic lift (17" - 21 ½")	•	•
	Base		
	• 26" Glass reinforced nylon mid profile base	•	•
	• 5 Dual wheel nylon casters 2	•	•
	Measurements		
	• Boxed weight/size	56 lbs/11.7 cu.ft	

OPTIONS	Seat	Upcharge	Midnight Black	Light Grey
	• Energy Absorbant Memory Foam	EA \$92	•	•
	• Triple Density Foam (adds ¼" to seat width & depth)	TDF \$76	•	•
	• Non-tailored seat pan	NTS N/C	•	•
	Base/Glides/Casters			
	• 26" Polished aluminum mid-profile base	PMB \$198	•	•
	• Silver accent casters	CAC \$113	•	•
	• Dual wheel urethane casters 2	\$54	UC2	GUC2
	Lifts (seat height)			
	• 70 mm pneumatic lift (16 ½" - 19 ¼")	N/C	70MM	G70MM
	• 80 mm pneumatic lift (17 ¼" - 20 ¼")	N/C	80MM	G80MM
	• 100 mm pneumatic lift (17 ¾" - 21 ¾")	N/C	100MM	G100MM
	• 125 mm pneumatic lift (18 ¼" - 22 ¾")	N/C	125MM	G125MM
	• 140 mm pneumatic lift (19" - 24 ¼")	N/C	140MM	G140MM
	• 100 mm chrome pneumatic lift (17 ¾" - 21 ¾")	100MMCH \$40	•	•
	• 125 mm chrome pneumatic lift (18 ¼" - 22 ¾")	125MMCH \$40	•	•
	• 140 mm chrome pneumatic lift (19" - 24 ¼")	140MMCH \$40	•	•
	Additional Options (upholstered in Nytek)			
	• Midnight Black Tailored adjustable headrest*	\$466	AHR	N/A
	• Light Grey Tailored adjustable headrest*	\$506	N/A	AHRG

Note: Mixing of Midnight Black and Light Grey components is not an option.

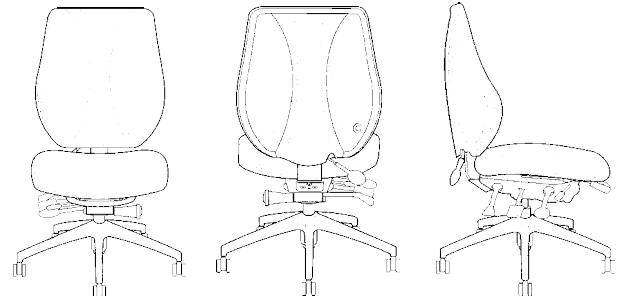
* Standard on fabric upholstery. Only available on vinyl upholstery by request with a \$23 upcharge.

* Black framed chairs use the fabric Nytek in black. Grey framed chairs use Nytek in light grey. Vinyl upholstery is not permitted.



tCentric Hybrid™

Upholstered Backrest Multi Tilt Series



RECOMMENDED ARMS



tCentric Armrest	
Height & Lateral Adjustable	
Midnight Black TCL \$509	Light Grey TCLG \$524
Height & Swivel Adjustable	
Midnight Black TC360 \$509	Light Grey TC360G \$526
Height, Lateral & Swivel Adjustable	
Midnight Black TCL360 \$549	Light Grey TCL360G \$565

For specifications and illustrations of the tCentric armrests, see pages 105-110.

SEAT SIZE OPTIONS

- Extra Small XSS** \$92
(17 ½" w x 15 ½" d)
- Small SS** N/C
(18 ½" w x 17" d)
- Plus Size PS** \$92
(22" w x 19" d)
- Extra Long XLS** \$92
(20" w x 21" d)
- Extra Deep XPS** \$92
(22" w x 21" d)

For graded in upholstery choices see page 116.

LIST PRICE	List Price	Midnight Black	Light Grey
		t-MBUP-MT	t-LGUP-MTG
	• Grade 1/COM (yd)	\$1,343 (1)	\$1,394 (1)
	• Grade 2	\$1,358	\$1,409
	• Grade 3	\$1,373	\$1,424
	• Grade 4	\$1,388	\$1,439
	• Grade 5	\$1,403	\$1,454
	• Leather	\$1,738	\$1,789

STANDARD SPECIFICATIONS	Backrest	Midnight Black	Light Grey
		19" w x 25"h	19" w x 25"h
	• Front upholstered dual curve backrest	•	•
	• 5" Patented back height adjustment system	•	•
	• Solid Back Cap	•	•
	• Air Lumbar (pump)	•	•
	Seat		
	• Dual density molded polyurethane foam	•	•
	• Eight ply hardwood seat structure	•	•
	• Tailored upholstery on seat pan*	20" w x 19" d	
	Multi Tilt Mechanism		
	• Infinite lock free float	•	•
• Back angle adjustment	•	•	
• Adjustable spring tension	•	•	
• Infinite forward tilt lock out	•	•	
• 2 ½" Depth adjustable seat slider	•	•	
Pneumatic Lift (seat height)			
• 125 mmLT pneumatic lift (16" - 20 ½")	•	•	
Base			
• 26" Glass reinforced nylon mid profile base	•	•	
• 5 Dual wheel nylon casters 2	•	•	
Measurements			
• Boxed weight/size		56 lbs/11.7 cu.ft	

OPTIONS	Seat	Upcharge	Midnight Black	Light Grey	
			•	•	
	• Energy Absorbant Memory Foam	EA	•	•	
	• Triple Density Foam (adds ¼" to seat width & depth)	TDF	•	•	
	• Non-tailored seat pan	NTS	•	•	
	Base/Glides/Casters				
	• 26" Polished aluminum mid-profile base	PMB	\$198	•	•
	• Silver accent casters	CAC	\$113	•	•
	• Dual wheel urethane casters 2		\$54	UC2	GUC2
	Lifts (seat height)				
	• 70 mm pneumatic lift (15 ½" - 18 ¾")		N/C	70MM	G70MM
	• 80 mm pneumatic lift (16 ¾" - 19 ¾")		N/C	80MM	G80MM
	• 100 mm pneumatic lift (16 ¾" - 20 ¾")		N/C	100MM	G100MM
	• 125 mm pneumatic lift (17 ¾" - 21 ¾")		N/C	125MM	G125MM
	• 140 mm pneumatic lift (18" - 23 ¾")		N/C	140MM	G140MM
	• 100 mm chrome pneumatic lift (16 ¾" - 20 ¾")	100MMCH	\$40	•	•
	• 125 mm chrome pneumatic lift (17 ¾" - 21 ¾")	125MMCH	\$40	•	•
• 140 mm chrome pneumatic lift (18" - 23 ¾")	140MMCH	\$40	•	•	
Additional Options (upholstered in Nytek)					
• Midnight Black Tailored adjustable headrest*		\$466	AHR	N/A	
• Light Grey Tailored adjustable headrest*		\$506	N/A	AHRG	

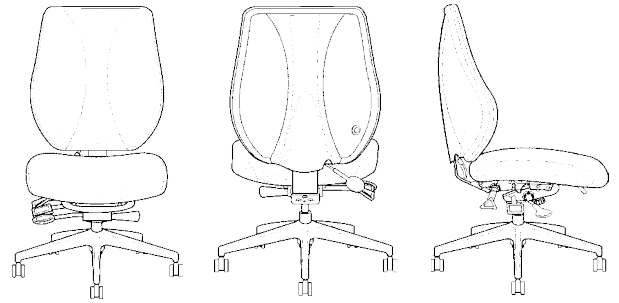
Note: Mixing of Midnight Black and Light Grey components is not an option.

* Standard on fabric upholstery. Only available on vinyl upholstery by request with a \$23 upcharge.

* Black framed chairs use the fabric Nytek in black. Grey framed chairs use Nytek in light grey. Vinyl upholstery is not permitted.

tCentric Hybrid™

Upholstered Backrest Knee Tilt Series



RECOMMENDED ARMS



**tCentric Armrest Height
& Lateral Adjustable
(Midnight Black)**
TCL \$509

**tCentric Armrest Height &
Swivel Adjustable
(Midnight Black)**
TC360 \$509

**tCentric Armrest Height,
Lateral & Swivel
(Midnight Black)**
TCL360 \$549

For specifications and
illustrations of the tCentric
armrests, see pages 105-110.

SEAT SIZE OPTIONS

Extra Small XSS \$92
(17 ½" w x 15 ½" d)

Small SS N/C
(18 ½" w x 17" d)

Plus Size PS \$92
(22" w x 19" d)

Extra Long XLS \$92
(20" w x 21" d)

Extra Deep XPS \$92
(22" w x 21" d)

For graded in upholstery
choices see page 116.

LIST PRICE	List Price	Midnight Black
	<ul style="list-style-type: none"> Grade 1/COM (yd) Grade 2 Grade 3 Grade 4 Grade 5 Leather 	
		\$1,455 (1)
		\$1,470
		\$1,485
		\$1,500
		\$1,515
		\$1,850

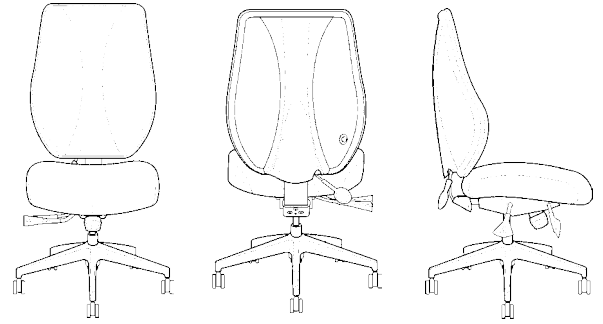
STANDARD SPECIFICATIONS	Backrest	
	<ul style="list-style-type: none"> Front upholstered dual curve backrest 5" Patented back height adjustment system Solid Back Cap (Midnight Black) Air Lumbar (pump) 	
		•
		•
		•
Seat		
<ul style="list-style-type: none"> Dual density molded polyurethane foam Eight ply hardwood seat structure Tailored upholstery on seat pan* 		•
		•
		20" w x 19" d
Knee Tilt Mechanism		
<ul style="list-style-type: none"> Infinite lock free float Back angle adjustment Adjustable spring tension 2 ½" Depth adjustable seat slider 		•
		•
		•
		•
Pneumatic Lift (seat height)		
<ul style="list-style-type: none"> 125 mmLT midnight black pneumatic lift (16 ½" - 21") 		•
Base		
<ul style="list-style-type: none"> Midnight Black 26" Glass reinforced nylon mid profile base 5 Dual wheel nylon casters 2 		•
		•
Measurements		
<ul style="list-style-type: none"> Boxed weight/size 		56 lbs/11.7 cu.ft

OPTIONS	Seat		Upcharge
	<ul style="list-style-type: none"> Energy Absorbant Memory Foam 	EA	
<ul style="list-style-type: none"> Triple Density Foam (adds ¼" to seat width & depth) 	TDF		\$76
<ul style="list-style-type: none"> Non-tailored seat pan 	NTS		N/C
Base / Glides / Casters			
<ul style="list-style-type: none"> 26" Polished aluminum mid-profile base 	PMB		\$198
<ul style="list-style-type: none"> Silver accent casters 	CAC		\$113
<ul style="list-style-type: none"> Dual wheel urethane casters 2 	UC2		\$54
Lifts (seat height)			
<ul style="list-style-type: none"> 125 mm pneumatic lift (17 ¾" - 22 ¼") 	125MM		N/C
<ul style="list-style-type: none"> 140 mm pneumatic lift (18 ¾" - 23 ¾") 	140MM		N/C
<ul style="list-style-type: none"> 125 mm chrome pneumatic lift (17 ¾" - 22 ¼") 	125MMCH		\$40
<ul style="list-style-type: none"> 140 mm chrome pneumatic lift (18 ¾" - 23 ¾") 	140MMCH		\$40
Additional Options (upholstered in Nytek)			
<ul style="list-style-type: none"> Midnight Black Tailored adjustable headrest 	AHR		\$466

* Standard on fabric upholstery. Only available on vinyl upholstery by request with a \$23 upcharge.

tCentric Hybrid™

Upholstered Backrest Boardroom Series



RECOMMENDED ARMS



tCentric Armrest	
Height & Lateral Adjustable	
Midnight Black TCL \$509	Light Grey TCLG \$524
Height & Swivel Adjustable	
Midnight Black TC360 \$509	Light Grey TC360G \$526
Height, Lateral & Swivel Adjustable	
Midnight Black TCL360 \$549	Light Grey TCL360G \$565

For specifications and illustrations of the tCentric armrests, see pages 105-110.

SEAT SIZE OPTIONS

- Extra Small XSS** \$92
(17 ½" w x 15 ½" d)
- Small SS** N/C
(18 ½" w x 17" d)
- Plus Size PS** \$92
(22" w x 19" d)
- Extra Long XLS** \$92
(20" w x 21" d)
- Extra Deep XPS** \$92
(22" w x 21" d)

For graded in upholstery choices see page 116.

LIST PRICE	List Price	Midnight Black	Light Grey
		t-MBUP-BR	t-LGUP BRG
	• Grade 1/COM (yd)	\$1,081 (1)	\$1,122 (1)
	• Grade 2	\$1,096	\$1,137
	• Grade 3	\$1,111	\$1,152
	• Grade 4	\$1,126	\$1,167
	• Grade 5	\$1,141	\$1,182
	• Leather	\$1,476	\$1,517

STANDARD SPECIFICATIONS	Backrest	Midnight Black	Light Grey
		<ul style="list-style-type: none"> • Front upholstered dual curve backrest • 5" Patented back height adjustment system • Solid Back Cap • Air Lumbar (pump) 	19" w x 25"h
	Seat		
	<ul style="list-style-type: none"> • Dual density molded polyurethane foam • Eight ply hardwood seat structure • Tailored upholstery on seat pan* 		
	Boardroom Mechanism		
	<ul style="list-style-type: none"> • Single lock free float • Seat height • Adjustable spring tension 		
	Pneumatic Lift (seat height)		
	<ul style="list-style-type: none"> • 125 mm pneumatic lift (16 ¼" - 20 ¾") 		
	Base		
	<ul style="list-style-type: none"> • 26" Glass reinforced nylon mid profile base • 5 Dual wheel nylon casters 2 		
	Measurements		
	<ul style="list-style-type: none"> • Boxed weight/size 	56 lbs/11.7 cu.ft	

OPTIONS	Seat	Upcharge	Midnight Black	Light Grey	
			<ul style="list-style-type: none"> • Energy Absorbant Memory Foam • Triple Density Foam (adds ¼" to seat width & depth) • Non-tailored seat pan 	EA	\$92
		TDF	\$76		
		NTS	N/C		
	Base / Glides / Casters				
	<ul style="list-style-type: none"> • 26" Polished aluminum mid-profile base • Silver accent casters • Dual wheel urethane casters 2 	PMB	\$198		
		CAC	\$113		
			\$54	UC2	GUC2
	Lifts (seat height)				
	<ul style="list-style-type: none"> • 140 mm pneumatic lift (17" - 22 ¼") • 125 mm chrome pneumatic lift (16 ¼" - 20 ¾") • 140 mm chrome pneumatic lift (17" - 22 ¼") 		N/C	140MM	G140MM
		125MMCH	\$40		
		140MMCH	\$40		
	Additional Options (upholstered in Nytek)				
	<ul style="list-style-type: none"> • Midnight Black Tailored adjustable headrest* • Light Grey Tailored adjustable headrest* 		\$466	AHR	N/A
			\$506	N/A	AHRG

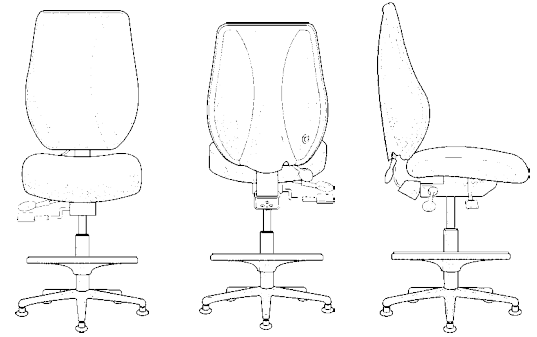
Note: Mixing of Midnight Black and Light Grey components is not an option.

* Standard on fabric upholstery. Only available on vinyl upholstery by request with a \$23 upcharge.

* Black framed chairs use the fabric Nytek in black. Grey framed chairs use Nytek in light grey. Vinyl upholstery is not permitted.

tCentric Hybrid™

Upholstered Backrest Counter Height Series



RECOMMENDED ARMS



tCentric Armrest	
Height & Lateral Adjustable	
Midnight Black TCL \$509	Light Grey TCLG \$524
Height & Swivel Adjustable	
Midnight Black TC360 \$509	Light Grey TC360G \$526
Height, Lateral & Swivel Adjustable	
Midnight Black TCL360 \$549	Light Grey TCL360G \$565

For specifications and illustrations of the tCentric armrests, see pages 105-110.

SEAT SIZE OPTIONS

- Extra Small XSS** \$92
(17 ½" w x 15 ½" d)
- Small SS** N/C
(18 ½" w x 17" d)
- Plus Size PS** \$92
(22" w x 19" d)
- Extra Long XLS** \$92
(20" w x 21" d)
- Extra Deep XPS** \$92
(22" w x 21" d)

For graded in upholstery choices see page 116.

LIST PRICE	List Price	Midnight Black t-MBUP-CH	Light Grey t-LGUP-CHG
	• Grade 1/COM (yd)	\$1,366 (1)	\$1,415 (1)
	• Grade 2	\$1,381	\$1,430
	• Grade 3	\$1,396	\$1,445
	• Grade 4	\$1,411	\$1,460
	• Grade 5	\$1,426	\$1,475
	• Leather	\$1,761	\$1,810

STANDARD SPECIFICATIONS	Backrest	Midnight Black	Light Grey
	• Front upholstered dual curve backrest	19" w x 25"h	19" w x 25"h
	• 5" Patented back height adjustment system	•	•
	• Solid Back Cap	•	•
	• Air Lumbar (pump)	•	•
	Seat		
	• Dual density molded polyurethane foam	•	•
	• Eight ply hardwood seat structure	•	•
	• Tailored upholstery on seat pan*	20" w x 19" d	
	Counter Height Mechanism		
• Independent back angle adjustment	•	•	
• Fixed seat	•	•	
• Seat height	•	•	
Pneumatic Lift			
• 200 mm pneumatic lift (23" - 29 ½")	•	•	
Base			
• 26" Glass reinforced nylon mid profile base	•	•	
• 20" diameter aluminum, height adjustable footring; 1 ¾" foot platform	•	•	
• 2 ¼" Glides	•	•	
Measurements			
• Boxed weight/size	56 lbs/6.7 cu.ft		

OPTIONS	Seat	Upcharge	Midnight Black	Light Grey
	• Energy Absorbant Memory Foam	EA \$92	•	•
	• Triple Density Foam (adds ¾" to seat width & depth)	TDF \$76	•	•
	• Non-tailored seat pan	NTS N/C	•	•
	Base/Glides/Casters			
	• Lock-on urethane casters	LON \$188	•	•
	• Lock-off urethane casters	LOF \$89	•	•
	• Dual wheel nylon casters 2	N/C	NC2	GNC2
	• Dual wheel urethane casters 2	\$54	UC2	GUC2
	• Single wheel nylon casters	SW \$74	•	•
	• Single wheel urethane casters	SWU \$82	•	•
	Lifts (seat height)			
	• 157 mm pneumatic lift (18 ¾" - 23 ¾")	N/C	157MM	G157MM
	• 267 mm pneumatic lift (24 ¾" - 34 ¾")	\$8	267MM	G267MM
	Mechanisms			
• Modified Multi Tilt Mechanism (Seat slider, height and back angle adjustment only)	MT \$171	•	•	
• Dedicated Task 2 Mechanism	DT2 N/C	•	•	
Additional Options (upholstered in Nytek)				
• Midnight Black Tailored adjustable headrest*	\$466	AHR	N/A	
• Light Grey Tailored adjustable headrest*	\$506	N/A	AHRG	

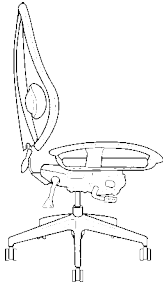
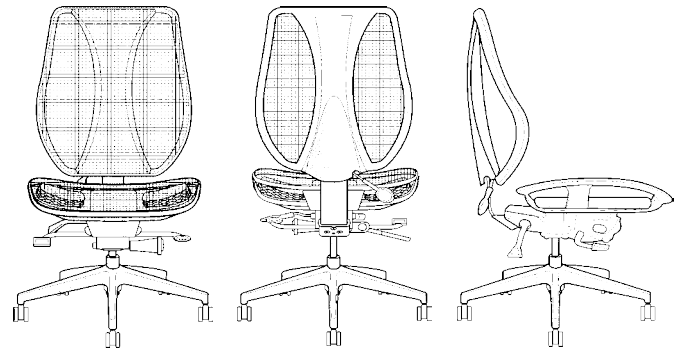
* Standard on fabric upholstery. Only available on vinyl upholstery by request with a \$23 upcharge.

* Black framed chairs use the fabric Nytek in black. Grey framed chairs use Nytek in light grey. Vinyl upholstery is not permitted.



tCentric Hybrid™

All Mesh Synchro Glide Series



Shown with optional tCentric Lumbar Support

RECOMMENDED ARMS



The All Mesh tCentric Hybrid can only use the tCentric Armrests.

tCentric Armrest	
Height & Lateral Adjustable	
Midnight Black TCL \$509	Light Grey TCLG \$524
Height & Swivel Adjustable	
Midnight Black TC360 \$509	Light Grey TC360G \$526
Height, Lateral & Swivel Adjustable	
Midnight Black TCL360 \$549	Light Grey TCL360G \$565

For specifications and illustrations of the tCentric armrests, see pages 105-110.

SEAT SIZE OPTIONS

- Small Mesh Seat [MB]**
(20" w x 16 ½" d)
TMBSS N/C
- Extra Long Mesh Seat [MB]**
(21" w x 21 ½" d)
TMBMXLS \$66
- Small Mesh Seat [LG]**
(20" w x 16 ½" d)
TLGMSS N/C
- Extra Long Mesh Seat [LG]**
(21" w x 21 ½" d)
TLGMXLS \$105

LIST PRICE	List Price	Midnight Black	Light Grey
		t-MBMESH-SG	t-LGMESH-SGG
	• All Mesh	\$1,788	\$1,829

STANDARD SPECIFICATIONS	Backrest	Midnight Black	Light Grey
	• Dual curve mesh backrest (19" w x 25"h)	•	•
• 5" Patented back height adjustment system	•	•	
Seat			
• Mesh seat with 30% glass filled Nylon frame (21" w x 18 ½" d)	•	•	
• Airless Cushion Technology	•	•	
Synchro Glide Mechanism			
• Seat tilt lock out	•	•	
• Free float	•	•	
• Independent back angle adjustment	•	•	
• Synchro 2:1 ratio	•	•	
• Adjustable spring tension	•	•	
• 1 ¾" Depth adjustable seat slider	•	•	
Pneumatic Lift (seat height)			
• 125 mmLT pneumatic lift (17 ¼" - 21 ¾")	•	•	
Base			
• 26" Glass reinforced nylon mid profile base	•	•	
• 5 Dual wheel nylon casters 2	•	•	
Measurements			
• Boxed weight/size	46.4 lbs/11.7 cu.ft		

OPTIONS	Base / Glides / Casters	Upcharge	Midnight Black	Light Grey
	• 26" Polished aluminum mid-profile base	PMB	\$198	•
• Silver accent casters	CAC	\$113	•	•
• Dual wheel urethane casters 2		\$54	UC2	GUC2
Lifts (seat height)				
• 70 mm pneumatic lift (16 ¼" - 19")		N/C	70MM	G70MM
• 80 mm pneumatic lift (17" - 20")		N/C	80MM	G80MM
• 100 mm pneumatic lift (17 ½" - 21 ½")		N/C	100MM	G100MM
• 125 mm pneumatic lift (18" - 22 ½")		N/C	125MM	G125MM
• 140 mm pneumatic lift (19 ¼" - 24 ½")		N/C	140MM	G140MM
• 100 mm chrome pneumatic lift (17 ½" - 21 ½")	100MMCH	\$40	•	•
• 125 mm chrome pneumatic lift (18" - 22 ½")	125MMCH	\$40	•	•
• 140 mm chrome pneumatic lift (19 ¼" - 24 ½")	140MMCH	\$40	•	•
Additional Options (upholstered in Nytek)				
• tCentric Lumbar support (12" w x 6" h)*		\$135	TLS	TLSG
• tCentric Air Lumbar 1 (hand pump)*		\$277	TLSAL	TLSALG
• tCentric Air Lumbar 2 (built-in)*		\$277	TALSC	TALSCG
• Midnight Black Tailored adjustable headrest*		\$466	AHR	N/A
• Light Grey Tailored adjustable headrest*		\$506	N/A	AHRG

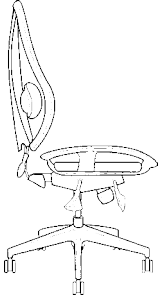
Note: Mixing of Midnight Black and Light Grey components is not an option.

* Black framed chairs use the fabric Nytek in black. Grey framed chairs use Nytek in light grey. Vinyl upholstery is not permitted.



tCentric Hybrid™

All Mesh Boardroom Series



Shown with optional tCentric Lumbar Support

RECOMMENDED ARMS



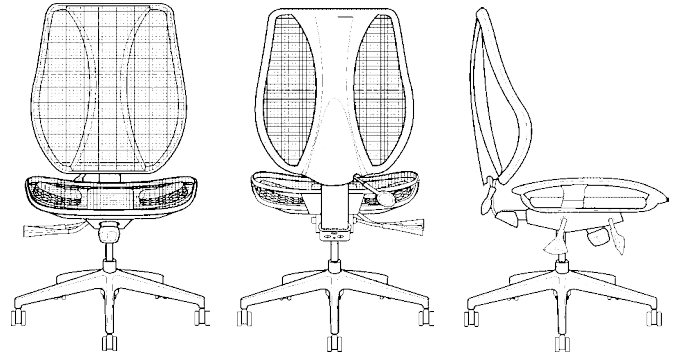
The All Mesh tCentric Hybrid can only use the tCentric Armrests.

tCentric Armrest	
Height & Lateral Adjustable	
Midnight Black TCL \$509	Light Grey TCLG \$524
Height & Swivel Adjustable	
Midnight Black TC360 \$509	Light Grey TC360G \$526
Height, Lateral & Swivel Adjustable	
Midnight Black TCL360 \$549	Light Grey TCL360G \$565

For specifications and illustrations of the tCentric armrests, see pages 105-110.

SEAT SIZE OPTIONS

- Small Mesh Seat [MB]**
(20" w x 16 ½" d)
TMBMSS N/C
- Extra Long Mesh Seat [MB]**
(21" w x 21½" d)
TMBMXLS \$66
- Small Mesh Seat [LG]**
(20" w x 16 ½" d)
TLGMSS N/C
- Extra Long Mesh Seat [LG]**
(21" w x 21½" d)
TLGMXLS \$105



LIST PRICE	List Price	Midnight Black	Light Grey
		t-MBMESH-BR	t-LGMESH-BRG
	• All Mesh	\$1,401	\$1,450

STANDARD SPECIFICATIONS	Backrest	Midnight Black	Light Grey
	• Dual curve mesh backrest (19" w x 25"h)	•	•
• 5" Patented back height adjustment system	•	•	
Seat	• Mesh seat with 30% glass filled nylon frame (21" w x 18 ½" d)	•	•
• Airless cushion technology	•	•	
Boardroom Mechanism	• Single lock free float	•	•
• Seat height	•	•	
• Adjustable spring tension	•	•	
• 125 mm pneumatic lift (16" - 20 ½")	•	•	
Base	• 26" Glass reinforced nylon mid profile base	•	•
• 5 Dual wheel nylon casters 2	•	•	
Measurements	• Boxed weight/size	46.4 lbs/11.7 cu.ft	

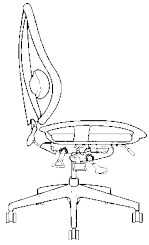
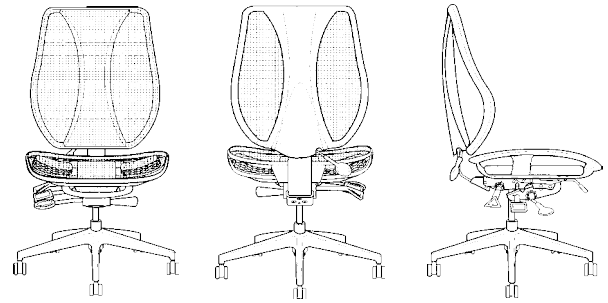
OPTIONS	Base/Glides/Casters	Upcharge	Midnight Black	Light Grey
	• 26" Polished aluminum mid-profile base	PMB	\$198	•
• Silver accent casters	CAC	\$113	•	•
• Dual wheel urethane caster 2		\$54	UC2	GUC2
Lifts (seat height)	• 140 mm pneumatic lift (18" - 23 ¼")	N/C	140MM	G140MM
• 125 mm chrome pneumatic lift (16" - 20 ½")	125MMCH	\$40	•	•
• 140 mm chrome pneumatic lift (18" - 23 ¼")	140MMCH	\$40	•	•
Additional Options (upholstered in Nytek)	• tCentric Lumbar support (12" w x 6" h)*	\$135	TLS	TLSG
• tCentric Air Lumbar 1 (hand pump)*		\$277	TLSAL	TLSALG
• tCentric Air Lumbar 2 (built-in)*		\$277	TALSC	TALSCG
• Midnight Black Tailored adjustable headrest*		\$466	AHR	N/A
• Light Grey Tailored adjustable headrest*		\$506	N/A	AHRG

Note: Mixing of Midnight Black and Light Grey components is not an option.

* Black framed chairs use the fabric Nytek in black. Grey framed chairs use Nytek in light grey. Vinyl upholstery is not permitted.

tCentric Hybrid™

All Mesh
Knee Tilt Series



Shown with optional
tCentric Lumbar Support

RECOMMENDED ARMS



tCentric Armrest Height
& Lateral Adjustable
(Midnight Black)
TCL \$509

tCentric Armrest Height &
Swivel Adjustable
(Midnight Black)
TC360 \$509

tCentric Armrest Height,
Lateral & Swivel
(Midnight Black)
TCL360 \$549

For specifications and
illustrations of the tCentric
armrests, see pages 105-110.

SEAT SIZE OPTIONS

Small Mesh Seat [MB]
(20" w x 16 ½" d)
TMBMSS N/C

Extra Long Mesh Seat [MB]
(21" w x 21½" d)
TMBMXLS \$66

Small Mesh Seat [LG]
(20" w x 16 ½" d)
TLGMSS N/C

Extra Long Mesh Seat [LG]
(21" w x 21½" d)
TLGMXLS \$105

LIST PRICE	List Price	Midnight Black t-MBMESH-KT
	• All Mesh	

STANDARD SPECIFICATIONS	Backrest	
	• Dual curve mesh backrest (19" w x 25"h)	•
	• 5" Patented back height adjustment system	•
	Seat	
	• Mesh seat with 30% glass filled nylon frame (21" w x 18 ½" d)	•
	• Airless cushion technology	•
	Knee Tilt Mechanism	
• Infinite lock free float	•	
• Back angle adjustment	•	
• Adjustable spring tension	•	
• 2 ½" Depth adjustable seat slider	•	
Pneumatic Lift (seat height)		
• 125 mmLT pneumatic lift (16 ¾" - 21 ¼")	•	
Base		
• 26" Glass reinforced nylon mid profile base	•	
• 5 Dual wheel nylon casters 2	•	
Measurements		
• Boxed weight/size	56 lbs/11.7 cu.ft	

OPTIONS	Base / Glides / Casters	Upcharge
	• 26" Polished aluminum mid-profile base	PMB
• Silver accent casters	CAC	\$113
• Dual wheel urethane casters 2	UC2	\$54
Lifts (seat height)		
• 125 mm pneumatic lift (17 ½" - 22")	125MM	N/C
• 140 mm pneumatic lift (18 ¾" - 24")	140MM	N/C
• 125 mm chrome pneumatic lift (17 ½" - 22")	125MMCH	\$40
• 140 mm chrome pneumatic lift (18 ¾" - 24")	140MMCH	\$40
Additional Options (upholstered in Nytek)		
• tCentric Lumbar support (12" w x 6" h)*	TLS	\$135
• tCentric Air Lumbar 1 (hand pump)*	TLSAL	\$277
• tCentric Air Lumbar 2 (built-in)*	TALSC	\$277
• Midnight Black Tailored adjustable headrest	AHR	\$466

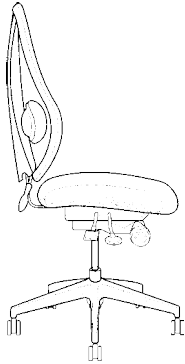




tCentric Hybrid™

Foam and Fabric Seat

Accent Series



Shown with optional tCentric Lumbar Support

RECOMMENDED ARMS



tCentric Armrest Height & Lateral Adjustable (Midnight Black)
TCL \$509

tCentric Armrest Height & Swivel Adjustable (Midnight Black)
TC360 \$509

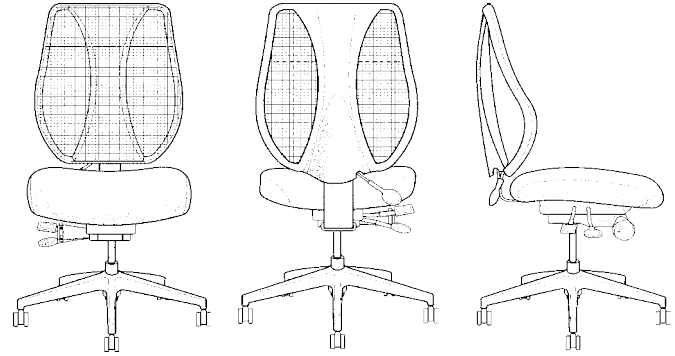
tCentric Armrest Height, Lateral & Swivel (Midnight Black)
TCL360 \$549

For specifications and illustrations of the tCentric armrests, see pages 105-110.

SEAT SIZE OPTIONS

- Extra Small XSS** \$92
(17 ½" w x 15 ½" d)
- Small SS** N/C
(18 ½" w x 17" d)
- Plus Size PS** \$92
(22" w x 19" d)
- Extra Long XLS** \$92
(20" w x 21" d)
- Extra Deep XPS** \$92
(22" w x 21" d)

For graded in upholstery choices see page 116.



LIST PRICE	List price	Midnight Black
		t-ACCENT
	• Grade 1/COM (yd)	\$1,221 (1)
	• Grade 2	\$1,233
	• Grade 3	\$1,245
	• Grade 4	\$1,257
	• Grade 5	\$1,269
	• New! Nymatrix™ (Nymatrix is for use on the seat only).**	\$1,305
	• Leather	\$1,500

STANDARD SPECIFICATIONS	Backrest (Midnight Black)	
	• 5" Patented back height adjustment system	•
	• Dual curve mesh backrest	19" w x 25"h
	Seat	
	• Dual density molded polyurethane foam	•
	• Eight ply hardwood seat structure	•
	• Tailored upholstery on seat pan*	20"w x 19"d
	Accent Mechanism (Midnight Black)	
• Infinite lock free float	•	
• Seat height	•	
• Adjustable spring tension	•	
Pneumatic Lift (seat height)		
• 125 mmLT pneumatic lift (15 ½" - 20")	•	
Base		
• 26" Glass reinforced nylon mid profile base	•	
• 5 Dual wheel nylon casters 2	•	
Measurements		
• Boxed weight/size	56 lbs/11.7 cu.ft	

OPTIONS	Seat	Upcharge
	• Energy absorbant memory foam	EA
• Triple density foam (adds ¼" to seat width & depth)	TDF	\$76
• Non-tailored seat pan	NTS	N/C
Base/Glides/Casters		
• 26" Polished aluminum mid-profile base	PMB	\$198
• Silver accent casters	CAC	\$113
• Dual wheel urethane caster 2	UC2	\$54
Lifts (seat height)		
• 70 mm pneumatic lift (15" - 17 ¾")	70MM	N/C
• 80 mm pneumatic lift (15 ¾" - 18 ¾")	80MM	N/C
• 100 mm pneumatic lift (16 ¼" - 20 ¼")	100MM	N/C
• 125 mm pneumatic lift (16 ¾" - 21")	125MM	N/C
• 140 mm pneumatic lift (17 ½" - 22 ¾")	140MM	N/C
• 100 mm chrome pneumatic lift (16 ¼" - 20 ¼")	100MMCH	\$40
• 125 mm chrome pneumatic lift (16 ¾" - 21")	125MMCH	\$40
• 140 mm chrome pneumatic lift (17 ½" - 22 ¾")	140MMCH	\$40
Additional Options (upholstered in Nytek)		
• tCentric Lumbar support (12"w x 6"h)*	TLS	\$135
• tCentric Air Lumbar 1 (hand pump)*	TLSAL	\$277
• tCentric Air Lumbar 2 (built-in)*	TALSC	\$277
• Tailored adjustable headrest (Midnight Black) *	AHR	\$466

**Specifying Nymatrix on a seat with a different backrest upholstery is considered Combination Upholstery. To calculate the price of the chair, add the price for a full chair in the grade of the backrest material and a full chair in Nymatrix and divide by 2.

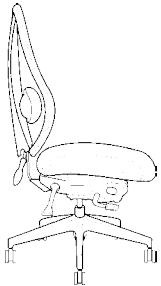
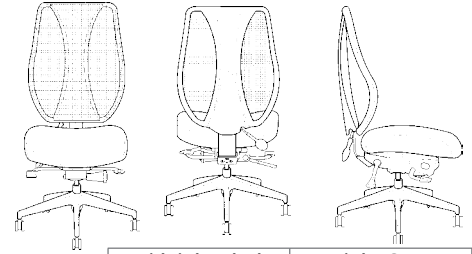
* Standard on fabric upholstery. Only available on vinyl upholstery by request with a \$23 upcharge.

* Black framed chairs use the fabric Nytek in black. Grey framed chairs use Nytek in light grey. Vinyl upholstery is not permitted.



tCentric Hybrid™

Foam and Fabric Seat
Synchro Glide Series



Shown with optional
tCentric Lumbar Support

RECOMMENDED ARMS



tCentric Armrest	
Height & Lateral Adjustable	
Midnight Black TCL \$509	Light Grey TCLG \$524
Height & Swivel Adjustable	
Midnight Black TC360 \$509	Light Grey TC360G \$526
Height, Lateral & Swivel Adjustable	
Midnight Black TCL360 \$549	Light Grey TCL360G \$565

For specifications and illustrations of the tCentric armrests, see pages 105-110.

SEAT SIZE OPTIONS

- Extra Small XSS** \$92
(17 ½" w x 15 ½" d)
- Small SS** N/C
(18 ½" w x 17" d)
- Plus Size PS** \$92
(22" w x 19" d)
- Extra Long XLS** \$92
(20" w x 21" d)
- Extra Deep XPS** \$92
(22" w x 21" d)

For graded in upholstery choices see page 116.

LIST PRICE	List Price	Midnight Black	Light Grey
		t-SG	t-SGG
	• Grade 1/COM (yd)	\$1,531 (1)	\$1,578 (1)
	• Grade 2	\$1,543	\$1,590
	• Grade 3	\$1,555	\$1,602
	• Grade 4	\$1,567	\$1,614
	• Grade 5	\$1,579	\$1,626
	• New! Nymatrix (Nymatrix is for use on the seat only).**	\$1,615	\$1,662
	• Leather	\$1,810	\$1,857

STANDARD SPECIFICATIONS	Backrest	Midnight Black	Light Grey
		• Dual curve mesh backrest (19" w x 25"h)	•
	• 5" Patented back height adjustment system	•	•
	Seat		
	• Dual density molded polyurethane foam	•	•
	• Eight ply hardwood seat structure	•	•
	• Tailored upholstery on seat pan†	20" w x 19" d	
	Synchro Glide Mechanism		
	• Seat tilt lock out	•	•
	• Free float	•	•
	• Independent back angle adjustment	•	•
	• Synchro 2:1 ratio	•	•
	• Adjustable spring tension	•	•
	• 2 ½" Depth adjustable seat slider	•	•
	Pneumatic Lift (seat height)		
	• 125 mmLT pneumatic lift (17" - 21 ½")	•	•
	Base		
	• 26" Glass reinforced nylon mid profile base	•	•
	• 5 Dual wheel nylon casters 2	•	•
	Measurements		
	• Boxed weight/size	56 lbs/11.7 cu.ft	

OPTIONS	Seat	Upcharge	Midnight Black	Light Grey	
			• Energy Absorbant Memory Foam	EA	\$92
	• Triple Density Foam (adds ¼" to seat width & depth)	TDF	\$76	•	•
	• Non-tailored seat pan	NTS	N/C	•	•
	Base/Glides/Casters				
	• 26" Polished aluminum mid-profile base	PMB	\$198	•	•
	• Silver accent casters	CAC	\$113	•	•
	• Dual wheel urethane casters 2		\$54	UC2	GUC2
	Lifts (seat height)				
	• 70 mm pneumatic lift (16 ½" - 19 ¼")		N/C	70MM	G70MM
	• 80 mm pneumatic lift (17 ¼" - 20 ¼")		N/C	80MM	G80MM
	• 100 mm pneumatic lift (17 ¾" - 21 ¾")		N/C	100MM	G100MM
	• 125 mm pneumatic lift (18 ¼" - 22 ¾")		N/C	125MM	G125MM
	• 140 mm pneumatic lift (19" - 24 ¼")		N/C	140MM	G140MM
	• 100 mm chrome pneumatic lift (17 ¾" - 21 ¾")	100MMCH	\$40	•	•
	• 125 mm chrome pneumatic lift (18 ¼" - 22 ¾")	125MMCH	\$40	•	•
	• 140 mm chrome pneumatic lift (19" - 24 ¼")	140MMCH	\$40	•	•
	Additional Options (upholstered in Nytek)				
	• tCentric Lumbar support (12" w x 6" h)*		\$135	TLS	TLSG
	• tCentric Air Lumbar 1 (hand pump)*		\$277	TLSAL	TLSALG
	• tCentric Air Lumbar 2 (built-in)*		\$277	TALSC	TALSCG
	• Midnight Black Tailored adjustable headrest*		\$466	AHR	N/A
	• Light Grey Tailored adjustable headrest*		\$506	N/A	AHRG

Note: Mixing of Midnight Black and Light Grey components is not an option.

**Specifying Nymatrix on a seat with a different backrest upholstery is considered Combination Upholstery. To calculate the price of the chair, add the price for a full chair in the grade of the backrest material and a full chair in Nymatrix and divide by 2.

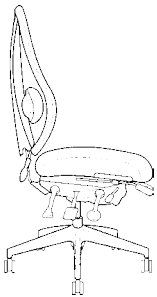
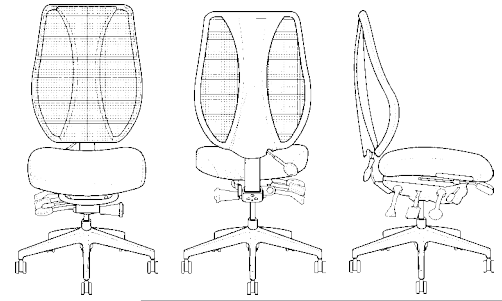
† Standard on fabric upholstery. Only available on vinyl upholstery by request with a \$23 upcharge.

* Black framed chairs use the fabric Nytek in black. Grey framed chairs use Nytek in light grey. Vinyl upholstery is not permitted.

tCentric Hybrid™

Foam and Fabric Seat

Multi Tilt Series



Shown with optional tCentric Lumbar Support

RECOMMENDED ARMS



tCentric Armrest	
Height & Lateral Adjustable	
Midnight Black TCL \$509	Light Grey TCLG \$524
Height & Swivel Adjustable	
Midnight Black TC360 \$509	Light Grey TC360G \$526
Height, Lateral & Swivel Adjustable	
Midnight Black TCL360 \$549	Light Grey TCL360G \$565

For specifications and illustrations of the tCentric armrests, see pages 105-110.

SEAT SIZE OPTIONS

- Extra Small XSS** \$92
(17 ½" w x 15 ½" d)
- Small SS** N/C
(18 ½" w x 17" d)
- Plus Size PS** \$92
(22" w x 19" d)
- Extra Long XLS** \$92
(20" w x 21" d)
- Extra Deep XPS** \$92
(22" w x 21" d)

For graded in upholstery choices see page 116.

LIST PRICE	List Price	Midnight Black	Light Grey
		t-MT	t-MTG
	• Grade 1/COM (yd)	\$1,422 (1)	\$1,470 (1)
	• Grade 2	\$1,434	\$1,482
	• Grade 3	\$1,446	\$1,494
	• Grade 4	\$1,458	\$1,506
	• Grade 5	\$1,470	\$1,518
	• New! Nymatrix (Nymatrix is for use on the seat only).**	\$1,506	\$1,554
	• Leather	\$1,701	\$1,749

STANDARD SPECIFICATIONS	Backrest	Midnight Black	Light Grey
		• Dual curve mesh backrest (19" w x 25"h)	•
	• 5" Patented back height adjustment system	•	•
STANDARD SPECIFICATIONS	Seat	20" w x 19" d	
		• Dual density molded polyurethane foam	•
	• Eight ply hardwood seat structure	•	
	• Tailored upholstery on seat pan*	•	
STANDARD SPECIFICATIONS	Multi Tilt Mechanism	• Infinite lock free float	•
		• Back angle adjustment	•
	• Adjustable spring tension	•	
	• Infinite forward tilt lock out	•	
	• 2 ½" Depth adjustable seat slider	•	
STANDARD SPECIFICATIONS	Pneumatic Lift (seat height)	• 125 mmLT pneumatic lift (16" - 20 ½")	•
			•
STANDARD SPECIFICATIONS	Base	• 26" Glass reinforced nylon mid profile base	•
		• 5 Dual wheel nylon casters 2	•
STANDARD SPECIFICATIONS	Measurements	56 lbs/11.7 cu.ft	
		• Boxed weight/size	

OPTIONS	Seat	Upcharge	Midnight Black	Light Grey		
			• Energy Absorbant Memory Foam	EA	\$92	•
	• Triple Density Foam (adds ¼" to seat width & depth)	TDF	\$76	•	•	
	• Non-tailored seat pan	NTS	N/C	•	•	
OPTIONS	Base / Glides / Casters	• 26" Polished aluminum mid-profile base	PMB	\$198	•	•
		• Silver accent casters	CAC	\$113	•	•
	• Dual wheel urethane casters 2		\$54	UC2	GUC2	
OPTIONS	Lifts (seat height)	• 70 mm pneumatic lift (15 ½" - 18 ¼")	N/C	70MM	G70MM	
		• 80 mm pneumatic lift (16 ¾" - 19 ¾")	N/C	80MM	G80MM	
	• 100 mm pneumatic lift (16 ¾" - 20 ¾")	N/C	100MM	G100MM		
	• 125 mm pneumatic lift (17 ¼" - 21 ¾")	N/C	125MM	G125MM		
	• 140 mm pneumatic lift (18" - 23 ¼")	N/C	140MM	G140MM		
	• 100 mm chrome pneumatic lift (16 ¾" - 20 ¾")	100MMCH	\$40	•	•	
	• 125 mm chrome pneumatic lift (17 ¼" - 21 ¾")	125MMCH	\$40	•	•	
	• 140 mm chrome pneumatic lift (18" - 23 ¼")	140MMCH	\$40	•	•	
OPTIONS	Additional Options (upholstered in Nytek)	• tCentric Lumbar support (12" w x 6" h)*		\$135	TLS	TLSG
		• tCentric Air Lumbar 1 (hand pump)*		\$277	TLSAL	TLSALG
	• tCentric Air Lumbar 2 (built-in)*		\$277	TALSC	TALSCG	
	• Midnight Black Tailored adjustable headrest*		\$466	AHR	N/A	
	• Light Grey Tailored adjustable headrest*		\$506	N/A	AHRG	

Note: Mixing of Midnight Black and Light Grey components is not an option.

**Specifying Nymatrix on a seat with a different backrest upholstery is considered Combination Upholstery. To calculate the price of the chair, add the price for a full chair in the grade of the backrest material and a full chair in Nymatrix and divide by 2.

* Standard on fabric upholstery. Only available on vinyl upholstery by request with a \$23 upcharge.

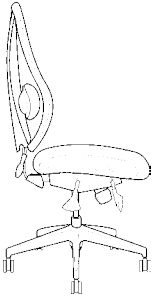
* Black framed chairs use the fabric Nytek in black. Grey framed chairs use Nytek in light grey. Vinyl upholstery is not permitted.



tCentric Hybrid™

Foam and Fabric Seat

Boardroom Series



Shown with optional tCentric Lumbar Support

RECOMMENDED ARMS



The All Mesh tCentric Hybrid can only use the TC Armrests.

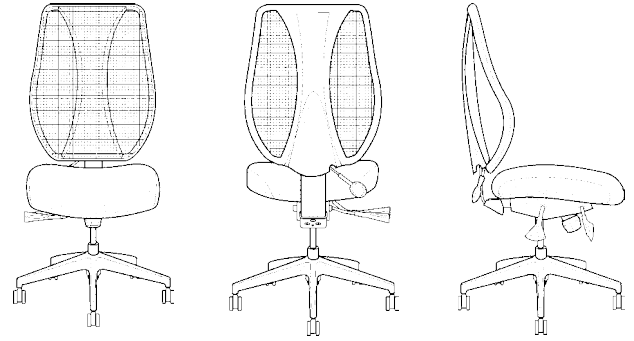
tCentric Armrest	
Height & Lateral Adjustable	
Midnight Black TCL \$509	Light Grey TCLG \$524
Height & Swivel Adjustable	
Midnight Black TC360 \$509	Light Grey TC360G \$526
Height, Lateral & Swivel Adjustable	
Midnight Black TCL360 \$549	Light Grey TCL360G \$565

For specifications and illustrations of the tCentric armrests, see pages 105-110.

SEAT SIZE OPTIONS

- Extra Small XSS** \$92
(17 ½" w x 15 ½" d)
- Small SS** N/C
(18 ½" w x 17" d)
- Plus Size PS** \$92
(22" w x 19" d)
- Extra Long XLS** \$92
(20" w x 21" d)
- Extra Deep XPS** \$92
(22" w x 21" d)

For graded in upholstery choices see page 116.



LIST PRICE	List Price	Midnight Black	Light Grey
		t-BR	t-BRG
	• Grade 1/COM (yd)	\$1,143 (1)	\$1,198 (1)
	• Grade 2	\$1,155	\$1,210
	• Grade 3	\$1,167	\$1,222
	• Grade 4	\$1,179	\$1,234
	• Grade 5	\$1,191	\$1,246
	• New! Nymatrix (Nymatrix is for use on the seat only).**	\$1,227	\$1,282
	• Leather	\$1,422	\$1,477

STANDARD SPECIFICATIONS	Backrest	Midnight Black	Light Grey
		• Dual curve mesh backrest (19" w x 25"h)	•
	• 5" Patented back height adjustment system	•	•
	Seat		
	• Dual density molded polyurethane foam	•	•
	• Eight ply hardwood seat structure	•	•
	• Tailored upholstery on seat pan*	20"w x 19"d	
	Boardroom Mechanism		
	• Single lock free float	•	•
	• Seat height	•	•
	• Adjustable spring tension	•	•
	Pneumatic Lift (seat height)		
	• 125 mm pneumatic lift (16 ¼" - 20 ¾")	•	•
	Base		
	• 26" Glass reinforced nylon mid profile base	•	•
	• 5 Dual wheel nylon casters 2	•	•
	Measurements		
	• Boxed weight/size	56 lbs/11.7 cu.ft	

OPTIONS	Seat	Upcharge	Midnight Black	Light Grey	
			• Energy Absorbant Memory Foam	EA	\$92
	• Triple Density Foam (adds ¼" to seat width & depth)	TDF	\$76	•	•
	• Non-tailored seat pan	NTS	N/C	•	•
	Base / Glides / Casters				
	• 26" Polished aluminum mid-profile base	PMB	\$198	•	•
	• Silver accent casters	CAC	\$113	•	•
	• Dual wheel urethane caster 2		\$54	UC2	GUC2
	Lifts (seat height)				
	• 140 mm pneumatic lift (17" - 22 ¼")		N/C	140MM	G140MM
	• 140 mm chrome pneumatic lift (17" - 22 ¼")	140MMCH	\$40	•	•
	Additional Options (upholstered in Nytek)				
	• tCentric Lumbar support (12"w x 6"h)*		\$135	TLS	TLSG
	• tCentric Air Lumbar 1 (hand pump)*		\$277	TLSAL	TLSALG
	• tCentric Air Lumbar 2 (built-in)*		\$277	TALSC	TALSCG
	• Midnight Black Tailored adjustable headrest*		\$466	AHR	N/A
	• Light Grey Tailored adjustable headrest*		\$506	N/A	AHRG

Note: Mixing of Midnight Black and Light Grey components is not an option.

**Specifying Nymatrix on a seat with a different backrest upholstery is considered Combination Upholstery. To calculate the price of the chair, add the price for a full chair in the grade of the backrest material and a full chair in Nymatrix and divide by 2.

* Standard on fabric upholstery. Only available on vinyl upholstery by request with a \$23 upcharge.

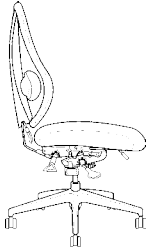
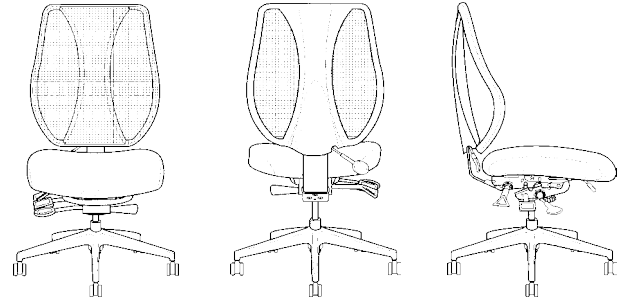
* Black framed chairs use the fabric Nytek in black. Grey framed chairs use Nytek in light grey. Vinyl upholstery is not permitted.



tCentric Hybrid™

Foam and Fabric Seat

Knee Tilt Series



Shown with optional tCentric Lumbar Support

RECOMMENDED ARMS



tCentric Armrest Height & Lateral Adjustable (Midnight Black)
TCL \$509

tCentric Armrest Height & Swivel Adjustable (Midnight Black)
TC360 \$509

tCentric Armrest Height, Lateral & Swivel (Midnight Black)
TCL360 \$549

For specifications and illustrations of the tCentric armrests, see pages 105-110.

SEAT SIZE OPTIONS

Extra Small XSS \$92
(17 ½" w x 15 ½" d)

Small SS N/C
(18 ½" w x 17" d)

Plus Size PS \$92
(22" w x 19" d)

Extra Long XLS \$92
(20" w x 21" d)

Extra Deep XPS \$92
(22" w x 21" d)

For graded in upholstery choices see page 116.

LIST PRICE	List Price	Midnight Black
		t-KT
	• Grade 1/COM (yd)	\$1,531 (1)
	• Grade 2	\$1,543
	• Grade 3	\$1,555
	• Grade 4	\$1,567
	• Grade 5	\$1,579
	• New! Nymatrix (Nymatrix is for use on the seat only).**	\$1,615
	• Leather	\$1,810

STANDARD SPECIFICATIONS	Backrest	
		• Midnight Black Dual curve mesh backrest (19" w x 25"h) • 5" Patented back height adjustment system
Seat	• Dual density molded polyurethane foam • Eight ply hardwood seat structure • Tailored upholstery on seat pan*	• • 20"w x 19"d
	Knee Tilt Mechanism	• Infinite lock free float • Back angle adjustment • Adjustable spring tension • 2 ½" Depth adjustable seat slider
Pneumatic Lift (seat height)	• 125 mmLT midnight black pneumatic lift (16 ½" - 21")	•
	Base	• Midnight Black 26" Glass reinforced nylon mid profile base • 5 Dual wheel nylon casters 2
Measurements	• Boxed weight/size	56 lbs/11.7 cu.ft

OPTIONS	Seat	Upcharge	
		• Energy Absorbant Memory Foam	EA
	• Triple Density Foam (adds ¼" to seat width & depth)	TDF	\$76
	• Non-tailored seat pan	NTS	N/C
Base / Glides / Casters	• 26" Polished aluminum mid-profile base	PMB	\$198
	• Silver accent casters	CAC	\$113
	• Dual wheel urethane caster 2	UC2	\$54
Lifts (seat height)	• 125 mm pneumatic lift (17 ¾" - 22 ¼")	125MM	N/C
	• 140 mm pneumatic lift (18 ¾" - 23 ¾")	140MM	N/C
	• 125 mm chrome pneumatic lift (17 ½" - 22")	125MMCH	\$40
	• 140 mm chrome pneumatic lift (18 ¼" - 23 ½")	140MMCH	\$40
Additional Options (upholstered in Nytek)	• tCentric Lumbar support (12"w x 6"h)*	TLS	\$135
	• tCentric Air Lumbar 1 (hand pump)*	TLSAL	\$277
	• tCentric Air Lumbar 2 (built-in)*	TALSC	\$277
	• Midnight Black Tailored adjustable headrest*	AHR	\$466

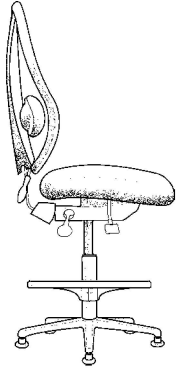
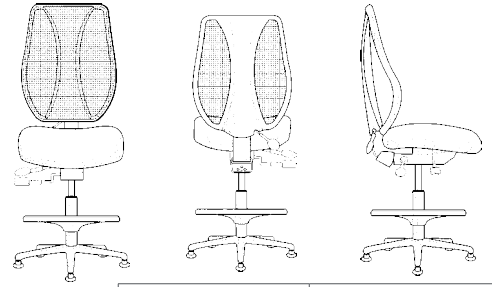
**Specifying Nymatrix on a seat with a different backrest upholstery is considered Combination Upholstery. To calculate the price of the chair, add the price for a full chair in the grade of the backrest material and a full chair in Nymatrix and divide by 2.

* Standard on fabric upholstery. Only available on vinyl upholstery by request with a \$23 upcharge.

tCentric Hybrid™

Foam and Fabric Seat

Counter Height Series



Shown with optional tCentric Lumbar Support

RECOMMENDED ARMS



tCentric Armrest	
Height & Lateral Adjustable	
Midnight Black TCL \$509	Light Grey TCLG \$524
Height & Swivel Adjustable	
Midnight Black TC360 \$509	Light Grey TC360G \$526
Height, Lateral & Swivel Adjustable	
Midnight Black TCL360 \$549	Light Grey TCL360G \$565

For specifications and illustrations of the tCentric armrests, see pages 105-110.

SEAT SIZE OPTIONS

- Extra Small XSS** \$92
(17 ½" w x 15 ½" d)
- Small SS** N/C
(18 ½" w x 17" d)
- Plus Size PS** \$92
(22" w x 19" d)
- Extra Long XLS** \$92
(20" w x 21" d)
- Extra Deep XPS** \$92
(22" w x 21" d)

For graded in upholstery choices see page 116.

LIST PRICE	List Price	Midnight Black	Light Grey
		t-CH	t-CHG
	• Grade 1/COM (yd)	\$1,443 (1)	\$1,494 (1)
	• Grade 2	\$1,455	\$1,506
	• Grade 3	\$1,467	\$1,518
	• Grade 4	\$1,479	\$1,530
	• Grade 5	\$1,491	\$1,542
	• New! Nymatrix (Nymatrix is for use on the seat only).**	\$1,527	\$1,578
	• Leather	\$1,722	\$1,773

STANDARD SPECIFICATIONS	Backrest	Midnight Black	Light Grey
		• Dual curve mesh backrest (19" w x 25"h)	•
	• 5" Patented back height adjustment system	•	•
Seat	• Dual density molded polyurethane foam	•	•
	• Eight ply hardwood seat structure	•	•
	• Tailored upholstery on seat pan*	20"w x 19"d	20"w x 19"d
Counter Height Mechanism	• Independent back angle adjustment	•	•
	• Fixed seat	•	•
	• Seat height	•	•
Pneumatic Lift	• 200 mm pneumatic lift (23" - 29 ½")	•	•
Base	• 26" Glass reinforced nylon mid profile base	•	•
	• 20" diameter aluminum, height adjustable footing; 1 ¾" foot platform	•	•
	• 2 ¾" Glides	•	•
Measurements	• Boxed weight/size	56 lbs/6.7 cu.ft	

OPTIONS	Seat	Upcharge	Midnight Black	Light Grey	
			• Energy Absorbant Memory Foam	EA	\$92
	• Triple Density Foam (adds ¼" to seat width & depth)	TDF	\$76	•	•
	• Non-tailored seat pan	NTS	N/C	•	•
Base/Glides/Casters	• Lock-on urethane casters	LON	\$188	•	•
	• Lock-off urethane casters	LOF	\$89	•	•
	• Dual wheel nylon casters 2		N/C	NC2	GNC2
	• Dual wheel urethane casters 2		\$54	UC2	GUC2
	• Single wheel nylon casters	SW	\$74	•	•
	• Single wheel urethane casters	SWU	\$89	•	•
Lifts (seat height)	• 157 mm pneumatic lift (18 ¼" - 23 ¾")		N/C	157MM	G157MM
	• 267 mm pneumatic lift (24 ¼" - 34 ¼")		\$8	267MM	G267MM
Mechanisms	• Modified Multi Tilt Mechanism (Seat slider, height and back angle adjustment only)	MT	\$171	•	•
	• Dedicated Task 2 Mechanism	DT2	N/C	•	•
Additional Options (upholstered in Nytek)	• tCentric Lumbar support (12"w x 6"h)*		\$135	TLS	TLSG
	• tCentric Air Lumbar 1 (hand pump)*		\$277	TLSAL	TLSALG
	• tCentric Air Lumbar 2 (built-in)*		\$277	TALSC	TALSCG
	• Midnight Black Tailored adjustable headrest*		\$466	AHR	N/A
	• Light Grey Tailored adjustable headrest*		\$506	N/A	AHRG

**Specifying Nymatrix on a seat with a different backrest upholstery is considered Combination Upholstery. To calculate the price of the chair, add the price for a full chair in the grade of the backrest material and a full chair in Nymatrix and divide by 2.

* Standard on fabric upholstery. Only available on vinyl upholstery by request with a \$23 upcharge.

* Black framed chairs use the fabric Nytek in black. Grey framed chairs use Nytek in light grey. Vinyl upholstery is not permitted.



tCentric Hybrid™

Guest Chair

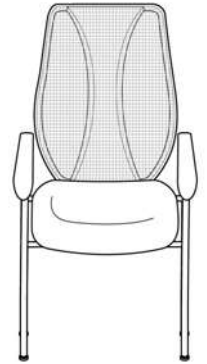
The tCentric Hybrid Guest Chair has the unmistakable backrest design and breathable comfort of the tCentric Hybrid high performance task chair. Incorporating the latest high-tech elastomeric mesh, the tCentric Hybrid's backrest is tensioned for optimal support.

The perfect companion for your tCentric Hybrid office chair.



tCentric Hybrid™

Guest Chair



LIST PRICE	List Price	t-GUESTMB (Midnight Black)
	• Grade 1/COM (yd)	\$1,209
	• Grade 2	\$1,221
	• Grade 3	\$1,233
	• Grade 4	\$1,245
	• Grade 5	\$1,257
	• Nymatrix (Nymatrix is for use on the seat only).**	\$1,293
	• Leather	\$1,488

STANDARD SPECIFICATIONS	Backrest	25"h x 19"w
	<ul style="list-style-type: none"> Elastomeric mesh Height from seat: 25" 	
	Seat	19"w x 22"d
	<ul style="list-style-type: none"> Dual density molded polyurethane foam Tailored upholstery on seat pan Your choice of fabric, vinyl, or leather seat upholstery Seat Height: 18" 	
	Armrest	2"w x 11 ½"d
	<ul style="list-style-type: none"> Armrest clearance: 19 ¼" Armrest height: 8" 	
	Frame	<ul style="list-style-type: none"> Welded steel tubular frame 14 Gauge, ⅜" steel tube frame Kick back legs for stability with durable custom glides Black textured semi-gloss powder coat paint Glass filled nylon arms
Measurements	23 ¾"w x 24"d x 41"h	
<ul style="list-style-type: none"> Overall dimensions 		

airCentric™ 2

The new and improved

All the benefits of airflow and the proven ergonomic support of a foam and fabric offering, now with improved comfort and appearance. The airCentric 2 combines a sophisticated aesthetic with modular design, full adjustability and airflow comfort.



airCentric 2 Midnight Black
in Air Knit Royal



airCentric 2 Light Grey
in Air Knit Royal

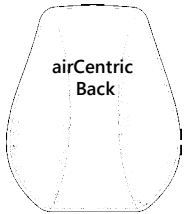
airCentric™ 2

Synchro Glide Series

(Available in Midnight Black and Light Grey Frame)



airCentric 2
Airflow Vent



airCentric
Back

RECOMMENDED ARMS



tCentric Armrest	
Height & Lateral Adjustable	
Midnight Black TCL \$509	Light Grey TCLG \$524
Height & Swivel Adjustable	
Midnight Black TC360 \$509	Light Grey TC360G \$526
Height, Lateral & Swivel Adjustable	
Midnight Black TCL360 \$549	Light Grey TCL360G \$565

Light Grey and Midnight Black options cannot be mixed.
Additional arm options: 103-109.

SEAT OPTIONS

- Extra Small XSS \$92 (17 ½" w x 15 ½" d)
- Small SS N/C (18 ½" w x 17" d)
- Standard LS N/C (20" w x 19" d)
- Plus Size PS \$92 (22" w x 19" d)
- Extra Long XLS \$92 (20" w x 21" d)

For graded in upholstery choices see page 116.

LIST PRICE	List Price	Midnight Black	Light Grey
		air2-SG	air2-SGG
	• Air Knit	\$1,455	\$1,504
	• Grade 1/COM (yd)	\$1,455 (1 ½)	\$1,504 (1 ½)
	• Grade 2	\$1,470	\$1,519
	• Grade 3	\$1,485	\$1,534
	• Grade 4	\$1,500	\$1,549
	• Grade 5	\$1,515	\$1,564
	• Leather	\$1,850	\$1,899
	• Perforated Leather	\$1,995	\$2,044
	• Perforated Leather/Fabric	\$1,760	\$1,809

STANDARD SPECIFICATIONS	Backrest	Midnight Black	Light Grey
		<ul style="list-style-type: none"> • Front upholstered dual curve backrest • Proprietary airflow molded polyurethane foam and structure • 5" Patented back height adjustment system • back cap with airflow vents 	19" w x 24"h
	Seat	20" w x 19" d	
	<ul style="list-style-type: none"> • Dual density molded polyurethane foam • Eight ply hardwood seat structure seat pan • Tailored upholstery on seat pan* 		
	Synchro Glide Mechanism		
	<ul style="list-style-type: none"> • Seat tilt lock out • Free float • Independent back angle adjustment • Synchro 2:1 ratio • Adjustable spring tension • 2 ½" Depth adjustable seat slider 		
	Pneumatic Lift (seat height)		
	• 125 mmLT pneumatic lift (17" - 21 ½")		
	Base		
	<ul style="list-style-type: none"> • 26" Glass reinforced nylon mid-profile base • 5 Dual wheel nylon casters 2 		
	Measurements	56 lbs/11.7 cu.ft	
	• Boxed weight/size		

OPTIONS	Seat	Upcharge	Midnight Black	Light Grey	
			<ul style="list-style-type: none"> • Energy absorbant memory foam • Triple density foam (adds ¼" to seat width & depth) • Non-tailored seat pan 	EA TDF NTS	\$92 \$76 N/C
	Base/Glides/Casters				
	• 26" Glass Reinforced Nylon Base	26NB	(\$12)	•	•
	• 26" Polished aluminum mid-profile base	PMB	\$198	•	•
	• Silver accent casters	CAC	\$113	•	•
	• Dual wheel urethane casters 2		\$54	UC2	GUC2
	• Single wheel nylon casters	SW	\$74	•	•
	• Single wheel urethane casters	SWU	\$82	•	•
	• 2 ¼" Glides	2G	N/C	•	•
	Lifts (seat height)				
	• 80 mm pneumatic lift (17 ¼" - 20 ¼")		N/C	80MM	G80MM
	• 100 mm pneumatic lift (17 ¾" - 21 ¾")		N/C	100MM	G100MM
	• 140 mm pneumatic lift (19" - 24 ¼")		N/C	140MM	G140MM
	Additional Options				
	• Air lumbar		\$189	AL	ALG
	• Air thoracic		\$222	AT	ATG
	• Midnight Black tailored adjustable headrest*		\$466	AHR	N/A
	• Light Grey tailored adjustable headrest*		\$506	N/A	AHRG

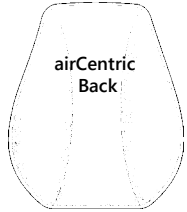
+ 70mm and 80mm lifts come with the 26" Glass reinforced nylon mid-profile base as standard.
 * Standard on fabric upholstery. Only available on vinyl upholstery by request with a \$23 upcharge.
 * Black framed chairs use the fabric Nytek in black. Grey framed chairs use Nytek in light grey. Vinyl upholstery is not permitted.



airCentric™ 2

Multi Tilt Series

(Available in Midnight Black and Light Grey Frame)



RECOMMENDED ARMS



tCentric Armrest	
Height & Lateral Adjustable	
Midnight Black TCL \$509	Light Grey TCLG \$524
Height & Swivel Adjustable	
Midnight Black TC360 \$509	Light Grey TC360G \$526
Height, Lateral & Swivel Adjustable	
Midnight Black TCL360 \$549	Light Grey TCL360G \$565

Light Grey and Midnight Black options cannot be mixed.
Additional arm options: 103-109.

SEAT OPTIONS

- Extra Small XSS** \$92
(17 ½" w x 15 ½" d)
- Small SS** N/C
(18 ½" w x 17" d)
- Standard LS** N/C
(20" w x 19" d)
- Plus Size PS** \$92
(22" w x 19" d)
- Extra Long XLS** \$92
(20" w x 21" d)

For graded in upholstery choices see page 116.

* Black framed chairs use the fabric NyteK in black. Grey framed chairs use NyteK in light grey. Vinyl upholstery is not permitted.

LIST PRICE	List Price	Midnight Black	Light Grey
		air2-MT	air2-MTG
	• Air Knit	\$1,343	\$1,394
	• Grade 1/COM (yd)	\$1,343 (1 ½)	\$1,394 (1 ½)
	• Grade 2	\$1,358	\$1,409
	• Grade 3	\$1,373	\$1,424
	• Grade 4	\$1,388	\$1,439
	• Grade 5	\$1,403	\$1,454
	• Leather	\$1,738	\$1,789
	• Perforated Leather	\$1,883	\$1,934
	• Perforated Leather/Fabric	\$1,648	\$1,699

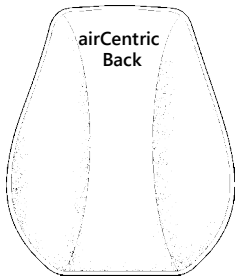
STANDARD SPECIFICATIONS	Backrest	Midnight Black	Light Grey
		19" w x 24"h	19" w x 24"h
	• Front upholstered dual curve backrest	•	•
	• Proprietary airflow molded polyurethane foam and structure	•	•
	• 5" Patented back height adjustment system	•	•
	• back cap with airflow vents	•	•
	Seat	20" w x 19" d	
	• Dual density molded polyurethane foam	•	
	• Eight ply hardwood seat structure seat pan	•	
	• Tailored upholstery on seat pan*	•	
	Multi Tilt Mechanism		
	• Infinite lock free float	•	•
	• Back angle adjustment	•	•
	• Adjustable spring tension	•	•
	• Infinite forward tilt lock out	•	•
	• 2 ½" Depth adjustable seat slider	•	•
	Pneumatic Lift (seat height)		
	• 125 mmLT pneumatic lift (16" - 20 ½")	•	•
	Base		
	• 26" Glass reinforced nylon mid-profile base	•	•
	• 5 Dual wheel nylon casters 2	•	•
	Measurements	56 lbs/11.7 cu.ft	
	• Boxed weight/size		

OPTIONS	Seat	Upcharge	Midnight Black	Light Grey	
			• Energy absorbant memory foam	EA	\$92
	• Triple density foam (adds ¼" to seat width & depth)	TDF	\$76	•	•
	• Non-tailored seat pan	NTS	N/C	•	•
	Base/Glides/Casters				
	• 26" Glass Reinforced Nylon Base	26NB	(\$12)	•	•
	• 26" Polished aluminum mid-profile base	PMB	\$198	•	•
	• Silver accent casters	CAC	\$113	•	•
	• Dual wheel urethane casters 2		\$54	UC2	GUC2
	• Single wheel nylon casters	SW	\$74	•	•
	• Single wheel urethane casters	SWU	\$82	•	•
	• 2 ¼" Glides	2G	N/C	•	•
	Lifts (seat height)				
	• 80 mm pneumatic lift (16 ¼" - 19 ¼")†		N/C	80MM	G80MM
	• 100 mm pneumatic lift (16 ¾" - 20 ½")		N/C	100MM	G100MM
	• 140 mm pneumatic lift (18" - 23 ¼")		N/C	140MM	G140MM
	Additional Options				
	• Air lumbar		\$189	AL	ALG
	• Air thoracic		\$222	AT	ATG
	• Tailored adjustable headrest *		\$466	AHR	N/A
	• Tailored adjustable headrest *		\$506	N/A	AHRG
	• 24 Hour Multi Tilt Mechanism **	24MT	\$387	•	N/A

† 80mm lifts come with the 26" Glass reinforced nylon mid-profile base as standard.
 * Standard on fabric upholstery. Only available on vinyl upholstery by request with a \$23 upcharge.
 ** Warranted for 24 hour use up to a weight of 300 lbs.

airCentric™ 2

Knee Tilt Series



RECOMMENDED ARMS



TC Armrest Height & Lateral Adjustable TCL \$509

TC Armrest Height & Swivel Adjustable TC360 \$509

TC Armrest Height, Lateral & Swivel TCL360 \$549

For specifications, illustrations and additional arm options, see pages 105-110.

SEAT OPTIONS

Extra Small XSS \$92
(17 ½" w x 15 ½" d)

Small SS N/C
(18 ½" w x 17" d)

Standard LS N/C
(20" w x 19" d)

Plus Size PS \$92
(22" w x 19" d)

Extra Long XLS \$92
(20" w x 21" d)

For graded in upholstery choices see page 116.

LIST PRICE	List Price	Midnight Black
		<ul style="list-style-type: none"> Air Knit Grade 1/COM (yd) Grade 2 Grade 3 Grade 4 Grade 5 Leather Perforated Leather Perforated Leather/Fabric

STANDARD SPECIFICATIONS	Backrest	air2-KT	
		<ul style="list-style-type: none"> Front upholstered dual curve backrest Proprietary airflow molded polyurethane foam and structure 5" Patented back height adjustment system back cap with airflow vents 	19" w x 24"h • • •
Seat	Seat	<ul style="list-style-type: none"> Dual density molded polyurethane foam Eight ply hardwood seat structure seat pan Tailored upholstery on seat pan* 	• 20"w x 19"d •
		Knee Tilt Mechanism	<ul style="list-style-type: none"> Infinite lock free float Back angle adjustment Adjustable spring tension 2 ½" Depth adjustable seat slider
Pneumatic Lift (seat height)	Pneumatic Lift (seat height)	<ul style="list-style-type: none"> 125 mmLT pneumatic lift (16 ½"-21") 	•
		Base	<ul style="list-style-type: none"> 26" Glass reinforced nylon mid-profile base 5 Dual wheel nylon casters 2
Measurements	Measurements	<ul style="list-style-type: none"> Boxed weight/size 	56 lbs/11.7 cu.ft

OPTIONS	Seat		Upcharge	
			<ul style="list-style-type: none"> Energy absorbant memory foam Triple density foam (adds ¾" to seat width & depth) Non-tailored seat pan 	EA TDF NTS
Base / Glides / Casters	Base / Glides / Casters	<ul style="list-style-type: none"> 26" Glass Reinforced Nylon Base 26" Polished aluminum mid-profile base Silver accent casters Dual wheel urethane casters 2 Single wheel nylon casters Single wheel urethane casters 2 ¼" Glides 	26NB PMB CAC UC2 SW SWU 2G	(\$12) \$198 \$113 \$54 \$74 \$82 N/C
		Lifts (seat height)	<ul style="list-style-type: none"> 100 mm pneumatic lift (17 ¼" - 21 ¼") 140 mm pneumatic lift (18 ¾" - 23 ¾") 	100MM 140MM
Additional Options	Additional Options	<ul style="list-style-type: none"> Air lumbar Air thoracic Tailored adjustable headrest* 	AL AT AHR	\$189 \$222 \$466

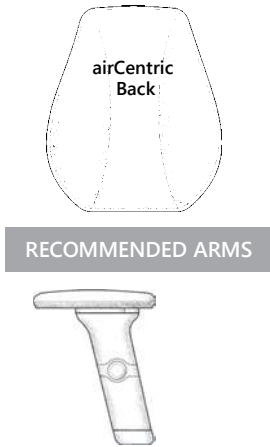
* Standard on fabric upholstery. Only available on vinyl upholstery by request with a \$23 upcharge.

* Black framed chairs use the fabric Nytek in black. Grey framed chairs use Nytek in light grey. Vinyl upholstery is not permitted.

airCentric™ 2

Boardroom Series

(Available in Midnight Black and Light Grey Frame)



tCentric Armrest	
Height & Lateral Adjustable	
Midnight Black TCL \$509	Light Grey TCLG \$524
Height & Swivel Adjustable	
Midnight Black TC360 \$509	Light Grey TC360G \$526
Height, Lateral & Swivel Adjustable	
Midnight Black TCL360 \$549	Light Grey TCL360G \$565

Light Grey and Midnight Black options cannot be mixed.
Additional arm options: 103-109.

SEAT OPTIONS

- Extra Small XSS** \$92
(17 ½" w x 15 ½" d)
- Small SS** N/C
(18 ½" w x 17" d)
- Standard LS** N/C
(20" w x 19" d)
- Plus Size PS** \$92
(22" w x 19" d)
- Extra Long XLS** \$92
(20" w x 21" d)

For graded in upholstery choices see page 116.

LIST PRICE	List Price	Midnight Black	Light Grey
		air2-BR	air2-BRG
	• Air Knit	\$1,081	\$1,122
	• Grade 1/COM (yd)	\$1,081(1 ½)	\$1,122 (1 ½)
	• Grade 2	\$1,096	\$1,137
	• Grade 3	\$1,111	\$1,152
	• Grade 4	\$1,126	\$1,167
	• Grade 5	\$1,141	\$1,182
	• Leather	\$1,476	\$1,517
	• Perforated Leather	\$1,621	\$1,662
	• Perforated Leather/Fabric	\$1,386	\$1,427

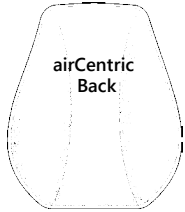
STANDARD SPECIFICATIONS	Backrest	Midnight Black	Light Grey
		<ul style="list-style-type: none"> Front upholstered dual curve backrest Proprietary airflow molded polyurethane foam and structure 5" Patented back height adjustment system back cap with airflow vents 	19" w x 24"h
	Seat		
	<ul style="list-style-type: none"> Dual density molded polyurethane foam Eight ply hardwood seat structure seat pan Tailored upholstery on seat pan* 	20" w x 19" d	
	Boardroom Mechanism		
	<ul style="list-style-type: none"> Single lock free float Seat height Adjustable spring tension 		
	Pneumatic Lift (seat height)		
	<ul style="list-style-type: none"> 125 mm pneumatic lift (16 ¼" - 20 ¾") 		
	Base		
	<ul style="list-style-type: none"> 26" Glass reinforced nylon mid-profile base 5 Dual wheel nylon casters 2 		
	Measurements		
	<ul style="list-style-type: none"> Boxed weight/size 	56 lbs/11.7 cu.ft	

OPTIONS	Seat	Upcharge	Midnight Black	Light Grey
		<ul style="list-style-type: none"> Triple density foam (adds ¼" to seat width & depth) Non-tailored seat pan 	TDF NTS	\$76 N/C
	Base / Glides / Casters			
	<ul style="list-style-type: none"> 26" Glass Reinforced Nylon Base 26" Polished aluminum mid-profile base Silver accent casters Dual wheel urethane casters 2 	26NB PMB CAC	(\$12) \$198 \$114	• • • UC2
	Lifts (seat height)			
	<ul style="list-style-type: none"> 80 mm pneumatic lift (15 ¼"-18 ¼") 100 mm pneumatic lift (15 ¾"-19 ¾") 140 mm pneumatic lift (17"-22 ¼") 		N/C N/C N/C	80MM 100MM 140MM
				G80MM G100MM G140MM

* Standard on fabric upholstery. Only available on vinyl upholstery by request with a \$23 upcharge.
* Black framed chairs use the fabric Nytek in black. Grey framed chairs use Nytek in light grey. Vinyl upholstery is not permitted.

airCentric™ 2

Counter Height Series



RECOMMENDED ARMS



tCentric Armrest	
Height & Lateral Adjustable	
Midnight Black TCL \$509	Light Grey TCLG \$524
Height & Swivel Adjustable	
Midnight Black TC360 \$509	Light Grey TC360G \$524
Height, Lateral & Swivel Adjustable	
Midnight Black TCL360 \$549	Light Grey TCL360G \$565

Light Grey and Midnight Black options cannot be mixed.
Additional arm options: 103-109.

SEAT OPTIONS

- Extra Small XSS \$92 (17 ½" w x 15 ½" d)
- Small SS N/C (18 ½" w x 17" d)
- Standard LS N/C (20" w x 19" d)
- Plus Size PS \$92 (22" w x 19" d)
- Extra Long XLS \$92 (20" w x 21" d)

For graded in upholstery choices see page 116.

LIST PRICE	List Price	Midnight Black	Light Grey
		air2-CH	air2-CHG
	• Air Knit	\$1,366	\$1,417
	• Grade 1/COM (yd)	\$1,366 (1 ½)	\$1,417 (1 ½)
	• Grade 2	\$1,381	\$1,432
	• Grade 3	\$1,396	\$1,447
	• Grade 4	\$1,411	\$1,462
	• Grade 5	\$1,426	\$1,477
	• Leather	\$1,761	\$1,812
	• Perforated Leather	\$1,906	\$1,957
	• Perforated Leather/Fabric	\$1,671	\$1,722

STANDARD SPECIFICATIONS	Backrest	Midnight Black	Light Grey
		<ul style="list-style-type: none"> Front upholstered dual curve backrest Proprietary airflow molded polyurethane foam and structure 5" Patented back height adjustment system back cap with airflow vents 	19" w x 24"h
Seat			
	<ul style="list-style-type: none"> Dual density molded polyurethane foam Eight ply hardwood seat structure seat pan Tailored upholstery on seat pan* 	20"w x 19"d	
Counter Height Mechanism			
	<ul style="list-style-type: none"> Independent back angle adjustment Fixed seat Seat height 		
Pneumatic Lift (seat height)			
	<ul style="list-style-type: none"> 200 mm pneumatic lift (23" - 29 ½") 		
Base			
	<ul style="list-style-type: none"> 26" Glass reinforced nylon mid-profile base 20" diameter aluminum, height adjustable footing; 1.75" foot platform 2 ¼" Glides 		
Measurements			
	<ul style="list-style-type: none"> Boxed weight/size 	56 lbs/11.7 cu.ft	

OPTIONS	Seat	Upcharge	Midnight Black	Light Grey
		• Triple Density Foam (adds ¼" to seat width & depth)	TDF \$76	•
	• Non-tailored seat pan	NTS N/C	•	•
Base/Glides/Casters				
	<ul style="list-style-type: none"> Lock-on urethane casters Lock-off urethane casters Dual wheel nylon casters Dual wheel urethane casters 2 Single wheel nylon casters Single wheel urethane casters 	LON \$188 LOF \$89 N/C \$54 SW \$74 SWU \$82	• • NC2 UC2 • •	• • GNC2 GUC2 • •
Lifts (seat height)				
	<ul style="list-style-type: none"> 157 mm pneumatic lift (18 ¼" - 23 ¾") 267 mm pneumatic lift (24 ¼" - 34 ¼") 	N/C \$8	157MM 267MM	G157MM G267MM
Additional Options				
	<ul style="list-style-type: none"> Modified Multi Tilt Mechanism (Seat slider, height and back angle adjustment only) Dedicated Task 2 Mechanism 	MT \$171 DT2 N/C	• •	• •

* Standard on fabric upholstery. Only available on vinyl upholstery by request with a \$23 upcharge.
* Black framed chairs use the fabric Nytek in black. Grey framed chairs use Nytek in light grey. Vinyl upholstery is not permitted.



airCentric™

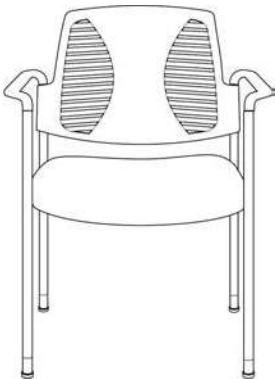
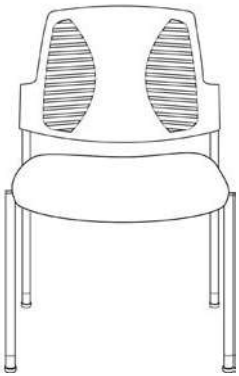
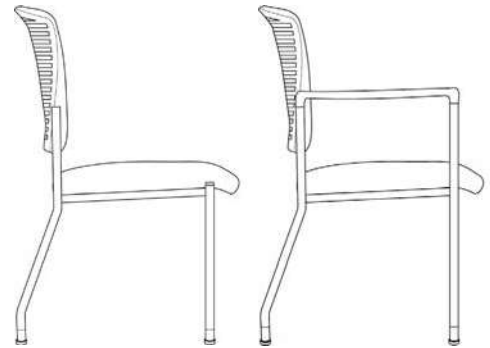
Stacker

The airCentric™ stacker chair provides a modern aesthetic with a unique airflow backrest complementing the design of the airCentric 2 ergonomic task chair.



airCentric™

Stacker



LIST PRICE		Midnight Black	Midnight Black	Light Grey	Light Grey
	List Price	air2-STACKER (without arms)	air2-STACKER-A (with arms)	air2G-STACKER (without arms)	air2G-STACKER-A (with arms)
	• Grade 1/COM (yd)	\$533	\$597	\$583	\$647
	• Grade 2	\$548	\$612	\$598	\$662
	• Grade 3	\$563	\$627	\$613	\$677
	• Grade 4	\$578	\$642	\$628	\$692
	• Grade 5	\$593	\$657	\$643	\$707
	• Leather	\$928	\$992	\$978	\$1,042

STANDARD SPECIFICATIONS	Backrest		
	<ul style="list-style-type: none"> Dual curve backrest Back height from seat: 16 ½ inches 	•	•
	18 ¼"w x 14 ½"h		18 ¼"w x 14 ½"h
Seat			
<ul style="list-style-type: none"> Dual curve waterfall seat Tailored upholstery on seat pan Seat Height: 17" 	•	•	•
	18 ½"w x 19 ½"d		18 ½"w x 19 ½"d
Armrest			
<ul style="list-style-type: none"> Distance between arms: 20 ¾" Armrest height from seat: 8 ½" 	•	•	•
	N/A		2"w x 11 ½"d
Frame			
<ul style="list-style-type: none"> Welded steel tubular frame 14 Gauge, ⅞" steel tube frame Kick back legs for stability with durable custom glides Black textured semi-gloss powder coat paint Glass filled nylon arms 	•	•	•
	N/A		•
Measurements			
<ul style="list-style-type: none"> Overall dimensions Boxed weight/size Shipped 2 per carton 	•	•	•
	20"w x 19"d x 31"h		23 ½"w x 19"d x 31"h
	21 lbs/13 cu.ft		24 lbs/13 cu.ft
	42 lbs		48 lbs

Ordering 5 or more airCentric Stackers?

Take 15% off list price in addition to regular dealer discount.

Stackers must be shipped in increments of 5 (e.g. 5, 10, 25)

OPTIONS	Base/Glides/Casters	Upcharge	Stacker with Arms	Stacker without Arms
	<ul style="list-style-type: none"> Nylon stacker casters Urethane stacker casters 	NSC USC	\$69 \$104	• •
Additional Options				
<ul style="list-style-type: none"> Cart (23"w x 29 ¾"l x 14 ¾"h) Stackable 6 units high without cart and 10 units high with cart Ganging clips (set of 2) chair with no arms 	CART GCNA	\$495 \$50	• N/A	• •

geoCentric™

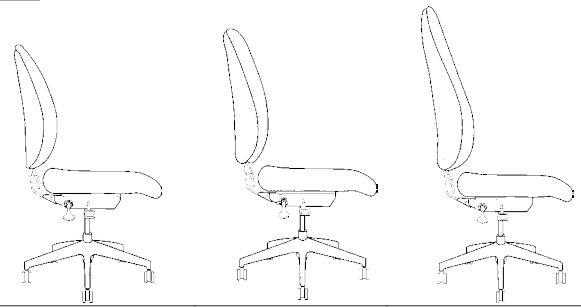
Ultimate adjustability.

The most versatile, functional and adaptable seating system on the market. The geoCentric series provides the ideal seating solution for all office requirements including multi task, multi user, dedicated tasks and general office work.

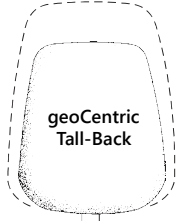


geoCentric™

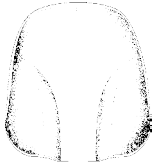
Dedicated Task Series



geoCentric Extra Tall-Back



geoCentric Tall-Back



Black Back Cap PBCMBF

Standard on vinyl and PVC Free (vinyl like) upholsteries. Ideal for extra durability and cleanability.

RECOMMENDED ARMS



4" Adjustable T-Arm
4ATAOT \$317



3" Adjustable T-Arm
3ATAOT \$208

For specifications, illustrations and additional arm options, see pages 105-110.

SEAT SIZE OPTIONS

Extra Small XSS \$92
(17 1/2"w x 15 1/2"d)

Small SS N/C
(18 1/2"w x 17"d)

Plus Size PS \$92
(22"w x 19"d)

Extra Long XLS \$92
(20"w x 21"d)

Extra Deep XPS \$92
(22"w x 21"d)

* Black framed chairs use the fabric Nytek in black. Vinyl upholstery is not permitted.

For graded in upholstery choices see page 116.

LIST PRICE	List Price	geo-MB-DT2	geo-TB-DT2	geo-XTB-DT2
	• Grade 1/COM (yd)	\$1,060 (1 1/2)	\$1,092 (2)	\$1,217 (2)
• Grade 2	\$1,085	\$1,122	\$1,252	
• Grade 3	\$1,110	\$1,152	\$1,287	
• Grade 4	\$1,135	\$1,182	\$1,322	
• Grade 5	\$1,160	\$1,212	\$1,357	
• Leather Match	\$1,405	\$1,467	\$1,627	
• Leather	\$1,630	\$1,697	\$1,867	
• Black back cap standard with vinyl, PVC-free (vinyl-like) upholsteries	(\$17)	N/A	N/A	

STANDARD SPECIFICATIONS	Backrest	geo-MB-DT2	geo-TB-DT2	geo-XTB-DT2
	• 5" Patented back height adjustment system	•	•	•
• Fully upholstered dual curve backrest	17"w x 19"h	17"w x 21"h	19"w x 25"h	
Seat	• Dual density molded polyurethane foam	•	•	•
• Eight ply hardwood seat structure seat pan	•	•	•	
• Tailored upholstery on seat pan*	20"w x 19"d	20"w x 19"d	20"w x 19"d	
Dedicated Task 2 Mechanism	• Independent back angle adjustment	•	•	•
• Seat angle adjustment	•	•	•	
• Seat height	•	•	•	
Pneumatic Lift (seat height)	• 125 mmLT pneumatic lift (14" - 18 1/2")	•	•	•
Base	• 26" Glass reinforced nylon mid-profile base	•	•	•
• 5 Dual wheel nylon casters 2	•	•	•	
Measurements	• Boxed weight/size	42 lbs/6.7 cu.ft	45 lbs/10 3/4 cu.ft	52 lbs/11.7 cu.ft

OPTIONS	Seat		Upcharge	geo-MB-DT2	geo-TB-DT2	geo-XTB-DT2
	• Energy absorbant memory foam	EA	\$92	•	•	•
• Triple density foam (adds 1/4" to seat width & depth)	TDF	\$76	•	•	•	
• 2 1/2" Seat slider (adds 1 1/2" to seat height)†	SSLF	\$123	•	•	•	
• Tailored upholstery on seat pan	TS	N/C	•	•	•	
• Non-tailored seat pan	NTS	N/C	•	•	•	
Base/Glides/Casters	• Silver accent casters	CAC	\$113	•	•	•
• Dual wheel urethane casters	UC	\$54	•	•	•	
• Single wheel nylon casters	SW	\$74	•	•	•	
• Single wheel urethane casters	SWU	\$82	•	•	•	
• 2 1/4" Glides	2G	N/C	•	•	•	
Lifts (seat height)	• 70 mm pneumatic lift (13 1/2" - 16 3/4")	70MM	N/C	•	•	•
• 80 mm pneumatic lift (14 3/4"-17 3/4")	80MM	N/C	•	•	•	
• 100 mm pneumatic lift (14 3/4"-18 3/4")	100MM	N/C	•	•	•	
• 140 mm pneumatic lift (16" - 21 1/4")	140MM	N/C	•	•	•	
• 157 mm pneumatic lift (18 1/4" - 23 3/4")	157MM	\$50	•	•	•	
• 200 mm pneumatic lift (23" - 29 1/2")▲	200MM	\$50	•	•	•	
• 267 mm pneumatic lift (24 1/4" - 34 1/4")▲	267MM	\$54	•	•	N/A	
Additional Options	• Air lumbar	AL	\$189	•	•	•
• Air thoracic	AT	\$222	•	•	•	
• Air thoracic and air lumbar (Not available on Mid-Back)	ATL	\$370	N/A	N/A	•	
• Adjustable headrest *	AHR	\$466	•	•	•	
• Thoracic back support	THB	\$92	•	•	•	
• Back cap - fabric upholstery	PBCMBF	N/C	•	N/A	N/A	
• 20" diameter height adjustable footing. (For use as a Foot Rest on 200mm and 267mm lifts only)	20FR	\$198	•	•	•	
• 20" diameter ergoCentric height adjustable footing. (For use as a Foot Rest on 157mm lifts or higher)	ERGOFR	\$257	•	•	•	

† Not available with seat slider option

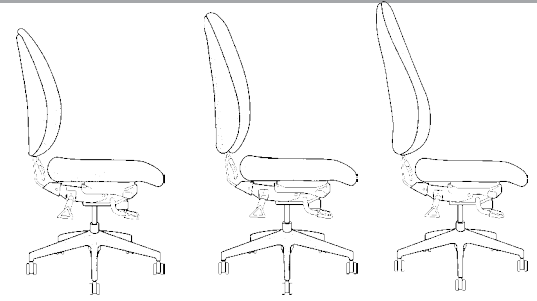
‡ 1 1/2" Seat Slider when used with an Extra Small Seat XSS

▲ Glides recommended with these lift options

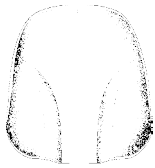
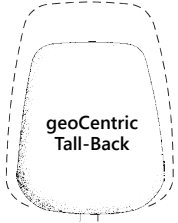
◆ Standard on fabric upholstery. Only available on vinyl upholstery by request with a \$23 upcharge.

geoCentric™

Synchro Glide Series



geoCentric Extra Tall-Back



Black Back Cap
PBCMBF

Standard on vinyl and PVC Free (vinyl like) upholsterys. Ideal for extra durability and cleanliness.

RECOMMENDED ARMS



4" Adjustable T-Arm
4ATAOT \$317



3" Adjustable T-Arm
3ATAOT \$208



4" Adjustable Swivel Arm
SWV \$476

For specifications, illustrations and additional arm options, see pages 105-110.

SEAT SIZE OPTIONS

- Extra Small XSS** \$92
(17 ½"w x 15 ½"d)
- Small SS** N/C
(18 ½"w x 17"d)
- Plus Size PS** \$92
(22"w x 19"d)
- Extra Long XLS** \$92
(20"w x 21"d)
- Extra Deep XPS** \$92
(22"w x 21"d)

For graded in upholstery choices see page 116.

LIST PRICE	List Price	geo-MB-SG	geo-TB-SG	geo-XTB-SG
	<ul style="list-style-type: none"> • Grade 1/COM (yd) • Grade 2 • Grade 3 • Grade 4 • Grade 5 • Leather Match • Leather • Black Back Cap Standard with Vinyl, PVC-free (vinyl-like) Upholsteries 	\$1,323 (1 ½)	\$1,407 (2)	\$1,532 (2)
		\$1,348	\$1,437	\$1,567
		\$1,373	\$1,467	\$1,602
		\$1,398	\$1,497	\$1,637
		\$1,423	\$1,527	\$1,672
		\$1,668	\$1,782	\$1,942
		\$1,893	\$2,012	\$2,182
		(\$17)	N/A	N/A

STANDARD SPECIFICATIONS	Backrest	geo-MB-SG	geo-TB-SG	geo-XTB-SG
	<ul style="list-style-type: none"> • 5" Patented back height adjustment system • Fully upholstered dual curve backrest 	17"w x 19"h	17"w x 21"h	19"w x 25"h
Seat	<ul style="list-style-type: none"> • Dual density molded polyurethane foam • Eight ply hardwood seat structure • Tailored upholstery on seat pan* 	20"w x 19"d	20"w x 19"d	20"w x 19"d
Synchro Glide Mechanism	<ul style="list-style-type: none"> • Seat tilt lock out • Free float • Independent back angle adjustment • Synchro 2:1 ratio • Adjustable spring tension • 2 ½" Depth adjustable seat slider 	•	•	•
Pneumatic Lift (seat height)	<ul style="list-style-type: none"> • 125 mmLT pneumatic lift (17" - 21 ½") 	•	•	•
Base	<ul style="list-style-type: none"> • 26" Glass reinforced nylon mid-profile base • 5 Dual wheel nylon casters 2 	•	•	•
Measurements	<ul style="list-style-type: none"> • Boxed weight/size 	52 lbs/6.7 cu.ft	55 lbs/10 ¾ cu.ft	59 lbs/11.7 cu.ft

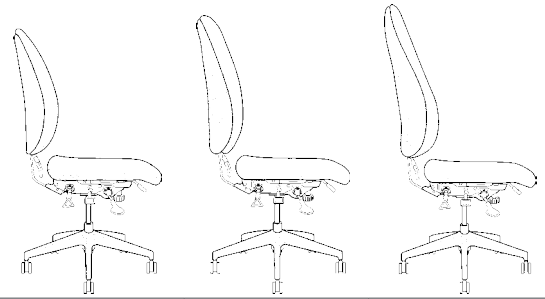
OPTIONS	Seat	Upcharge	geo-MB-SG	geo-TB-SG	geo-XTB-SG	
	<ul style="list-style-type: none"> • Energy absorbant memory foam • Triple density foam (adds ¼" to seat width & depth) • Non-tailored seat pan 	EA TDF NTS	\$92 \$76 N/C	• • •	• • •	• • •
Base / Glides / Casters	<ul style="list-style-type: none"> • 26" Polished aluminum mid-profile base • Silver accent casters • Dual wheel urethane casters • Single wheel nylon casters • Single wheel urethane casters • 2 ¼" Glides 	PMB CAC UC SW SWU 2G	\$198 \$113 \$54 \$74 \$82 N/C	• • • • • •	• • • • • •	• • • • • •
Lifts (seat height)	<ul style="list-style-type: none"> • 70 mm pneumatic lift (16 ½" - 19 ¼") • 80 mm pneumatic lift (17 ¼" - 20 ¼") • 100 mm pneumatic lift (17 ¾" - 21 ¾") • 140 mm pneumatic lift (19" - 24 ¼") 	70MM 80MM 100MM 140MM	N/C N/C N/C N/C	• • • •	• • • •	• • • •
Additional Options	<ul style="list-style-type: none"> • Air lumbar • Air thoracic • Air thoracic and air lumbar ▲ • Thoracic back support • Adjustable headrest* • Back cap - fabric upholstery • Neck support 	AL AT ATL THB AHR PBCMBF NNS	\$189 \$222 \$370 \$92 \$466 N/C \$92	• • N/A • • • N/A	• • N/A • • N/A N/A	• • • • • N/A N/A

▲ Not available with the pull through design on the geoCentric Mid Back.
 * Standard on fabric upholstery. Only available on vinyl upholstery by request with a \$23 upcharge.
 * Uses the fabric Nytekin in black.Vinyl upholstery is not permitted..

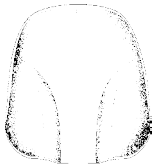
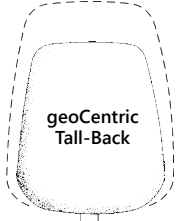


geoCentric™

Multi Tilt Series



geoCentric Extra Tall-Back



Black Back Cap
PBCMBF

Standard on vinyl and PVC Free (vinyl like) upholsteries. Ideal for extra durability and cleanability.

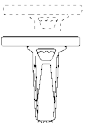
RECOMMENDED ARMS



4" Adjustable T-Arm
4ATAOT \$317



3" Adjustable T-Arm
3ATAOT \$208



4" Adjustable Swivel Arm
SWV \$476

For specifications, illustrations and additional arm options, see pages 105-110.

SEAT SIZE OPTIONS

Extra Small XSS \$92
(17 ½" w x 15 ½" d)

Small SS N/C
(18 ½" w x 17" d)

Plus Size PS \$92
(22" w x 19" d)

Extra Long XLS \$92
(20" w x 21" d)

Extra Deep XPS \$92
(22" w x 21" d)

For graded in upholstery choices see page 116.

LIST PRICE	List Price	geo-MB-MT	geo-TB-MT	geo-XTB-MT
	<ul style="list-style-type: none"> Grade 1/COM (yd) Grade 2 Grade 3 Grade 4 Grade 5 Leather Match Leather Black Back Cap Standard with Vinyl, PVC-free (vinyl-like) Upholsteries 	\$1,264 (1 ½)	\$1,295 (2)	\$1,422 (2)

STANDARD SPECIFICATIONS	Backrest	geo-MB-MT	geo-TB-MT	geo-XTB-MT
	<ul style="list-style-type: none"> 5" Patented back height adjustment system Fully upholstered dual curve backrest 	• 17"w x 19"h	• 17"w x 21"h	• 19"w x 25"h
Seat				
<ul style="list-style-type: none"> Dual density molded polyurethane foam Eight ply hardwood seat structure Tailored upholstery on seat pan* 	• 20"w x 19"d	• 20"w x 19"d	• 20"w x 19"d	
Multi Tilt Mechanism				
<ul style="list-style-type: none"> Infinite lock free float Back angle adjustment Adjustable spring tension Infinite forward tilt lock out 2 ½" Depth adjustable seat slider 	• • • • •	• • • • •	• • • • •	
Pneumatic Lift (seat height)				
<ul style="list-style-type: none"> 125 mmLT pneumatic lift (16" - 20 ½") 	•	•	•	
Base				
<ul style="list-style-type: none"> 26" Glass reinforced nylon mid-profile base 5 Dual wheel nylon casters 2 	• •	• •	• •	
Measurements				
<ul style="list-style-type: none"> Boxed weight/size 	49 lbs/6.7 cu.ft	52 lbs/10 ¾ cu.ft	56 lbs/11.7 cu.ft	

OPTIONS	Seat	Upcharge	geo-MB-MT	geo-TB-MT	geo-XTB-MT
	<ul style="list-style-type: none"> Energy absorbant memory foam Triple density foam (adds ¼" to seat width & depth) Non-tailored seat pan 	EA TDF NTS	\$92 \$76 N/C	• • •	• • •
Base / Glides / Casters					
<ul style="list-style-type: none"> 26" Polished aluminum mid-profile base Silver accent casters Dual wheel urethane casters Single wheel nylon casters Single wheel urethane casters 2 ¼" Glides 	PMB CAC UC SW SWU 2G	\$198 \$113 \$54 \$74 \$82 N/C	• • • • • •	• • • • • •	• • • • • •
Lifts (seat height)					
<ul style="list-style-type: none"> 70 mm pneumatic lift (15 ½" - 18 ¾") 80 mm pneumatic lift (16 ¼" - 19 ¾") 100 mm pneumatic lift (16 ¾" - 20 ¾") 140 mm pneumatic lift (18" - 23 ¼") 	70MM 80MM 100MM 140MM	N/C N/C N/C N/C	• • • •	• • • •	• • • •
Additional Options					
<ul style="list-style-type: none"> Air lumbar Air thoracic Air thoracic and air lumbar ▲ Adjustable headrest * Thoracic back support Back cap - fabric upholstery Neck support 24 Hour Multi Tilt Mechanism ** 	AL AT ATL AHR THB PBCMBF NNS 24MT	\$189 \$222 \$370 \$466 \$92 N/C \$92 \$387	• • N/A • • • N/A •	• • N/A • • N/A N/A •	• • • • • N/A N/A •

▲ Not available with the pull through design on the geoCentric Mid Back.

** Warranted for 24 hour use up to a weight of 300 lbs.

♦ Standard on fabric upholstery. Only available on vinyl upholstery by request with a \$23 upcharge.

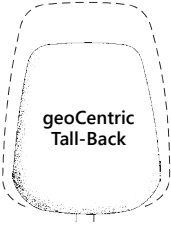


geoCentric™

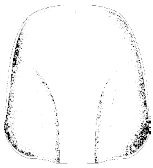
Knee Tilt Series



geoCentric Extra Tall-Back



geoCentric Tall-Back



Black Back Cap
PBCMBF

Standard on vinyl and PVC Free (vinyl like) upholstery. Ideal for extra durability and cleanability.

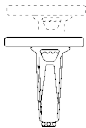
RECOMMENDED ARMS



4" Adjustable T-Arm
4ATAOT \$317



3" Adjustable T-Arm
3ATAOT \$208



4" Adjustable Swivel Arm
SWV \$476

For specifications, illustrations and additional arm options, see pages 105-110.

SEAT SIZE OPTIONS

Extra Small XSS \$92
(17 1/2"w x 15 1/2"d)

Small SS N/C
(18 1/2"w x 17"d)

Plus Size PS \$92
(22"w x 19"d)

Extra Long XLS \$92
(20"w x 21"d)

Extra Deep XPS \$92
(22"w x 21"d)

For graded in upholstery choices see page 116.

LIST PRICE	List Price	geo-MB-KT	geo-TB-KT	geo-XTB-KT
	• Grade 1/COM (yd)	\$1,376 (1 1/2)	\$1,407 (2)	\$1,532 (2)
• Grade 2	\$1,401	\$1,437	\$1,567	
• Grade 3	\$1,426	\$1,467	\$1,602	
• Grade 4	\$1,451	\$1,497	\$1,637	
• Grade 5	\$1,476	\$1,527	\$1,672	
• Leather Match	\$1,721	\$1,782	\$1,942	
• Leather	\$1,946	\$2,012	\$2,182	
• Black Back Cap (Standard with Vinyl, PVC-free (vinyl-like) Upholsteries)	(\$17)	N/A	N/A	

STANDARD SPECIFICATIONS	Backrest	geo-MB-KT	geo-TB-KT	geo-XTB-KT
	• 5" Patented back height adjustment system	•	•	•
• Fully upholstered dual curve backrest	17"w x 19"h	17"w x 21"h	19"w x 25"h	
Seat	• Dual density molded polyurethane foam	•	•	•
• Eight ply hardwood seat structure	•	•	•	
• Tailored upholstery on seat pan*	20"w x 19"d	20"w x 19"d	20"w x 19"d	
Knee Tilt Mechanism	• Infinite lock free float	•	•	•
• Back angle adjustment	•	•	•	
• Adjustable spring tension	•	•	•	
• 2 1/2" Depth adjustable seat slider	•	•	•	
Pneumatic Lift (seat height)	• 125 mmLT pneumatic lift (16 1/2" - 21")	•	•	•
Base	• 26" Glass reinforced nylon mid-profile base	•	•	•
• 5 Dual wheel nylon casters 2	•	•	•	
Measurements	• Boxed weight/size	52 lbs/6.7 cu.ft	55 lbs/10 3/4 cu.ft	59 lbs/11.7 cu.ft

OPTIONS	Seat	Upcharge	geo-MB-KT	geo-TB-KT	geo-XTB-KT	
	• Energy absorbant memory foam	EA	\$92	•	•	•
• Triple density foam (adds 1/4" to seat width & depth)	TDF	\$76	•	•	•	
• Non-tailored seat pan	NTS	N/C	•	•	•	
Base /Glides /Casters	• 26" Polished aluminum mid-profile base	PMB	\$198	•	•	•
• Silver accent casters	CAC	\$113	•	•	•	
• Dual wheel urethane casters	UC	\$54	•	•	•	
• Single wheel nylon casters	SW	\$74	•	•	•	
• Single wheel urethane casters	SWU	\$82	•	•	•	
• 2 1/4" Glides	2G	N/C	•	•	•	
Lifts (seat height)	• 80 mm pneumatic lift (16 3/4" - 19 3/4")	80MM	N/C	•	•	•
• 100 mm pneumatic lift (17 1/4" - 21 1/4")	100MM	N/C	•	•	•	
• 140 mm pneumatic lift (18 3/4" - 23 3/4")	140MM	N/C	•	•	•	
Additional Options	• Air lumbar	AL	\$189	•	•	•
• Air thoracic	AT	\$222	N/A	•	•	
• Air thoracic and air lumbar ▲	ATL	\$370	N/A	N/A	•	
• Adjustable headrest *	AHR	\$466	•	•	•	
• Thoracic back support	THB	\$92	•	•	•	
• Back cap - fabric upholstery	PBCMBF	N/C	•	N/A	N/A	
• Neck support	NNS	\$92	N/A	N/A	N/A	

▲ Not available with the pull through design on the geoCentric Mid Back.
 • Standard on fabric upholstery. Only available on vinyl upholstery by request with a \$23 upcharge.
 * Uses the fabric Nytek in black.Vinyl upholstery is not permitted.

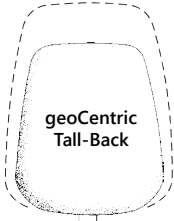


geoCentric™

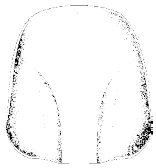
Counter Height Series



geoCentric Extra Tall-Back



geoCentric Tall-Back



Black Back Cap
PBCMBF

Standard on vinyl and PVC Free (vinyl like) upholsteries. Ideal for extra durability and cleanability.

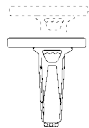
RECOMMENDED ARMS



4" Adjustable T-Arm
4ATAOT \$317



3" Adjustable T-Arm
3ATAOT \$208



4" Adjustable Swivel Arm
SWV \$476

For specifications, illustrations and additional arm options, see pages 105-110.

SEAT SIZE OPTIONS

Extra Small XSS \$92
(17 ½"w x 15 ½"d)

Small SS N/C
(18 ½"w x 17"d)

Plus Size PS \$92
(22"w x 19"d)

Extra Long XLS \$92
(20"w x 21"d)

Extra Deep XPS \$92
(22"w x 21"d)

For graded in upholstery choices see page 116.

LIST PRICE	List Price	geo-MB-CH	geo-TB-CH	geo-XTB-CH
	• Grade 1/COM (yd)	\$1,286	\$1,317	\$1,443
• Grade 2	\$1,311	\$1,347	\$1,478	\$1,478
• Grade 3	\$1,336	\$1,377	\$1,513	\$1,513
• Grade 4	\$1,361	\$1,407	\$1,548	\$1,548
• Grade 5	\$1,386	\$1,437	\$1,583	\$1,583
• Leather Match	\$1,631	\$1,692	\$1,853	\$1,853
• Leather	\$1,856	\$1,922	\$2,093	\$2,093
• Black Back Cap (Standard with Vinyl, PVC-free (vinyl-like) Upholsteries)	(\$17)	N/A	N/A	N/A

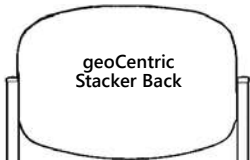
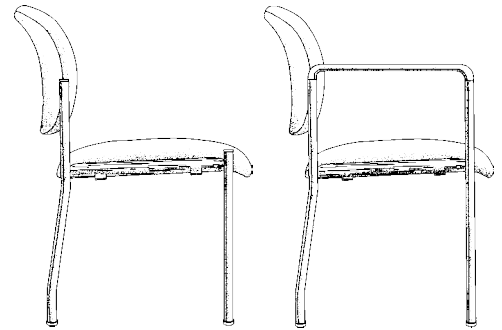
STANDARD SPECIFICATIONS	Backrest	geo-MB-CH	geo-TB-CH	geo-XTB-CH
	• 5" Patented back height adjustment system	•	•	•
• Fully upholstered dual curve backrest	17"w x 19"h	17"w x 21"h	19"w x 25"h	
Seat	• Dual density molded polyurethane foam	•	•	•
• Eight ply hardwood seat structure	•	•	•	
• Tailored upholstery on seat pan*	20"w x 19"d	20"w x 19"d	20"w x 19"d	
Counter Height Mechanism	• Independent back angle adjustment	•	•	•
• Fixed seat	•	•	•	
• Seat height	•	•	•	
Pneumatic Lift (seat height)	• 200 mm pneumatic lift (23" - 29 ½")	•	•	•
Base	• 26" Glass reinforced nylon mid-profile base	•	•	•
• 20" diameter aluminum, height adjustable footring; 1.75" foot platform	•	•	•	
• 2 ¼" Glides	•	•	•	
Measurements	• Boxed weight/size	52 lbs/6.7 cu.ft	55 lbs/10 ¾ cu.ft	59 lbs/11.7 cu.ft

OPTIONS	Seat	Upcharge	geo-MB-CH	geo-TB-CH	geo-XTB-CH	
	• Energy absorbant memory foam	EA	\$92	•	•	•
• Triple density foam (adds ¼" to seat width & depth)	TDF	\$76	•	•	•	
• Non-tailored seat pan	NTS	N/C	•	•	•	
Base/Glides/Casters	• Lock-on urethane casters	LON	\$188	•	•	•
• Lock-off urethane casters	LOF	\$89	•	•	•	
• Dual wheel nylon casters	NC	N/C	•	•	•	
• Dual wheel urethane casters	UC	\$54	•	•	•	
• Single wheel nylon casters	SW	\$74	•	•	•	
• Single wheel urethane casters	SWU	\$82	•	•	•	
Lifts (seat height)	• 157 mm pneumatic lift (18 ¾" - 23 ¾")	157MM	N/C	•	•	•
• 267 mm pneumatic lift (24 ¾" - 34 ¾")	267MM	\$8	•	•	•	
Additional Options	• Air lumbar	AL	\$189	•	•	•
• Air thoracic	AT	\$222	•	•	•	
• Air thoracic and air lumbar ▲	ATL	\$370	N/A	N/A	•	
• Adjustable headrest *	AHR	\$466	•	•	•	
• Thoracic back support	THB	\$92	•	•	•	
• Back cap - fabric upholstery	PBCMBF	N/C	•	N/A	N/A	
• Dedicated Task Mechanism	DT2	N/C	•	•	•	

▲ Not available with the pull through design on the geoCentric Mid Back.
 ♦ Standard on fabric upholstery. Only available on vinyl upholstery by request with a \$23 upcharge.
 * Uses the fabric Nytek in black.Vinyl upholstery is not permitted.



geoCentric™ Stacker Series



Ordering 5 or more geoCentric Stackers?

Take 15% off list price in addition to regular dealer discount.

Stackers must be shipped in increments of 5 (e.g. 5, 10, 25)

Stackable 6 units high without cart and 10 units high with cart

* Caster options should not be stacked.

LIST PRICE	List Price	geo-STACKER	geo-STACKER-A
	• Grade 1/COM (yd)		\$576 (1 ¼)
• Grade 2		\$601	\$667
• Grade 3		\$626	\$692
• Grade 4		\$651	\$717
• Grade 5		\$676	\$742
• Leather		\$901	\$967

STANDARD SPECIFICATIONS	Backrest	geo-STACKER	geo-STACKER-A
	• Dual curve backrest • Concealed back brackets (except when upholstered in vinyl or leather)	• 18 ¼"w x 12 ½"h	• 18 ¼"w x 12 ½"h
Seat	• Dual curve waterfall seat • Seat pan • Seat height	• 18 ½"w x 19 ½"d 17"h	• 18 ½"w x 19 ½"d 17"h
Frame	• 14 Gauge, ⅞" steel tube frame • Kick back legs for stability with durable custom glides • Black textured semi-gloss powder coat paint • Glass-filled nylon arms (black)	• • • N/A	• • • •
Measurements	• Overall dimensions • Boxed weight/size • Shipped 2 per carton	20"w x 19"d x 31"h 21 lbs/13 cu.ft 42 lbs	23 ½"w x 19"d x 31"h 24 lbs/13 cu.ft 48 lbs

OPTIONS	Base/Glides/Casters	Upcharge	geo-STACKER	geo-STACKER-A	
	• Nylon stacker casters *	NSC	\$80	•	•
• Urethane stacker casters *	USC	\$100	•	•	
Additional Options	• Ganging brackets	GB	\$50	•	•
• Cart (23"w x 29 ¾"l x 14 ¾"h)	CART	\$481	•	•	

eCentric™ Executive

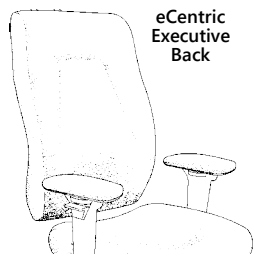
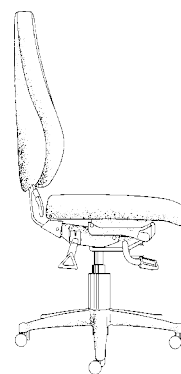
The name says it all.

The eCentric Executive series is designed to provide exceptional cushioned comfort with the ergonomic support required in a variety of office environments.

Versatile and adjustable, the eCentric Executive's durable design and pleasing aesthetic make the chair well suited for executive and management offices, boardrooms and conference rooms.



eCentric™ Executive Synchro Glide Series



eCentric Executive Back

RECOMMENDED ARMS



TC Armrest Height & Lateral Adjustable TCL \$509

TC Armrest Height & Swivel Adjustable TC360 \$509

TC Armrest Height, Lateral & Swivel TCL360 \$549

For specifications, illustrations and additional arm options, see pages 105-110.

SEAT SIZE OPTIONS

Small 24CSS N/C
(20"w x 17"d)

Small Heavy Duty SSHD
\$129 (24"w x 19"d)

Large Heavy Duty LSHD
\$129 (24"w x 21"d)

Plus Size 24CPS
\$92 (22"w x 21"d)

Extra Wide 24CXW
\$92 (22"w x 19"d)

For graded in upholstery choices see page 116.

CONSIDER ADDING

Leg Rest LR \$375 (Grade 1)

For specifications, see page 113.

LIST PRICE	List Price	e-EXEC-SG
	• Grade 1/COM (yd)	\$1,877 (2 ½)
	• Grade 2	\$1,917
	• Grade 3	\$1,957
	• Grade 4	\$1,997
	• Grade 5	\$2,037
	• Leather Match	\$2,462
	• Leather	\$2,787

STANDARD SPECIFICATIONS	Backrest	e-EXEC-SG
	• 5" Patented back height adjustment system	•
	• Fully upholstered dual curve backrest	21"w* x 26"h
	Seat	
	• Dual density polyurethane foam	•
	• Eight ply hardwood seat structure	•
	• Tailored upholstery on seat pan	20"w x 19"d
	Synchro Glide Mechanism	
	• Seat tilt lock out	•
	• Free float	•
• Independent back angle adjustment	•	
• Synchro 2:1 ratio	•	
• Adjustable spring tension	•	
• 2 ½" Depth adjustable seat slider	•	
Pneumatic Lift (seat height)		
• 125 mm pneumatic lift (19"-24")	•	
Base		
• 27" Hercules glass reinforced nylon base	•	
• 5 Dual wheel nylon casters	•	
Measurements		
• Boxed weight/size	63 lbs/11.7 cu.ft	

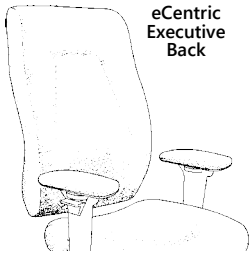
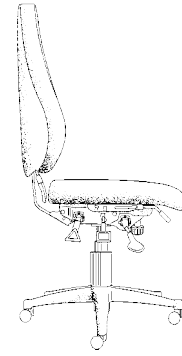
OPTIONS	Seat	Upcharge	
	• Triple density foam (adds ¼" to seat width & depth)	TDF	\$76
	• Non-tailored seat pan	NTS	N/C
	Base/Glides/Casters		
	• 26" Polished aluminum base	26PB	\$198
	• Silver accent casters	CAC	\$113
	• Dual wheel urethane casters	UC	\$54
	• Single wheel nylon casters	SW	\$74
	• Single wheel urethane casters	SWU	\$82
	• 2 ¼" Glides	2G	N/C
	Lifts (seat height)		
	• 80 mm pneumatic lift (18 ¼" - 21 ¼")	80MM	N/C
	• 100 mm pneumatic lift (18 ¾" - 22 ¾")	100MM	N/C
	• 140 mm pneumatic lift (20" - 25 ½")	140MM	N/C
	Additional Options		
• Air lumbar	AL	\$189	
• Air thoracic	AT	\$222	
• Air thoracic and air lumbar	ATL	\$370	
• eCentric Executive adjustable headrest *	24AHR	\$466	

* Uses the fabric Nytek in black. Vinyl upholstery is not permitted.



eCentric™ Executive

Multi Tilt Series



eCentric Executive Back

RECOMMENDED ARMS



TC Armrest Height & Lateral Adjustable TCL \$509

TC Armrest Height & Swivel Adjustable TC360 \$509

TC Armrest Height, Lateral & Swivel TCL360 \$549

For specifications, illustrations and additional arm options, see pages 105-110.

SEAT SIZE OPTIONS

Small 24CSS N/C (20" w x 17" d)

Small Heavy Duty SSHD \$129 (24" w x 19" d)

Large Heavy Duty LSHD \$129 (24" w x 21" d)

Plus Size 24CPS \$92 (22" w x 21" d)

Extra Wide 24CXW \$92 (22" w x 19" d)

For graded in upholstery choices see page 116.

CONSIDER ADDING

Leg Rest LR \$375 (Grade 1)
For specifications, see page 113.

LIST PRICE	List Price	e-EXEC-MT
	<ul style="list-style-type: none"> Grade 1/COM (yd) Grade 2 Grade 3 Grade 4 Grade 5 Leather Match Leather 	<ul style="list-style-type: none"> \$1,767 (2 ½) \$1,807 \$1,847 \$1,887 \$1,927 \$2,352 \$2,677

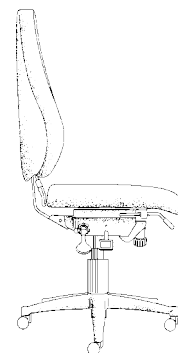
STANDARD SPECIFICATIONS	Backrest	e-EXEC-MT
	<ul style="list-style-type: none"> 5" Patented back height adjustment system Fully upholstered dual curve backrest 	<ul style="list-style-type: none"> 21" w* x 26" h
	Seat	
<ul style="list-style-type: none"> Dual density polyurethane foam Eight ply hardwood seat structure Tailored upholstery on seat pan 	<ul style="list-style-type: none"> 20" w x 19" d 	
	Multi Tilt Mechanism	
<ul style="list-style-type: none"> Infinite lock free float Back angle adjustment Adjustable spring tension Infinite forward tilt lock out 2 ½" Depth adjustable seat slider 	<ul style="list-style-type: none"> 	
	Pneumatic Lift (seat height)	
<ul style="list-style-type: none"> 125 mm pneumatic lift (17 ½"-22 ½") 	<ul style="list-style-type: none"> 	
	Base	
<ul style="list-style-type: none"> 27" Hercules glass reinforced nylon base 5 Dual wheel nylon casters 	<ul style="list-style-type: none"> 	
	Measurements	
<ul style="list-style-type: none"> Boxed weight/size 	<ul style="list-style-type: none"> 60 lbs/11.7 cu.ft 	

OPTIONS	Seat	Upcharge	
	<ul style="list-style-type: none"> Triple density foam (adds ¼" to seat width & depth) Non-tailored seat pan 	TDF	\$76
	Base / Glides / Casters		
<ul style="list-style-type: none"> 26" Polished aluminum base Silver accent casters Dual wheel urethane casters Single wheel nylon casters Single wheel urethane casters 2 ¼" Glides 	26PB	\$198	
		CAC	\$113
		UC	\$54
		SW	\$74
		SWU	\$82
		2G	N/C
	Lifts (seat height)		
<ul style="list-style-type: none"> 80 mm pneumatic lift (16 ½" - 19 ½") 100 mm pneumatic lift (17" - 20 ½") 140 mm pneumatic lift (18 ¾" - 24 ¼") 	80MM	N/C	
		100MM	N/C
		140MM	N/C
	Additional Options		
<ul style="list-style-type: none"> Air lumbar Air thoracic Air thoracic and air lumbar eCentric Executive adjustable headrest * 24 Hour Multi Tilt Mechanism ** 	AL	\$189	
		AT	\$222
		ATL	\$370
		24AHR	\$466
		24MT	\$387

* Uses the fabric Nytek in black. Vinyl upholstery is not permitted.

** Warranted for 24 hour use up to a weight of 300 lbs.

eCentric™ Executive Plus Size Multi Tilt Series



eCentric Executive Back

RECOMMENDED ARMS



TC Armrest Height & Lateral Adjustable TCL \$509

TC Armrest Height & Swivel Adjustable TC360 \$509

TC Armrest Height, Lateral & Swivel TCL360 \$549

For specifications, illustrations and additional arm options, see pages 105-110.

SEAT SIZE OPTIONS

Small 24CSS N/C
(20" w x 17" d)

Small Heavy Duty SSHD
\$129 (24" w x 19" d)

Large Heavy Duty LSHD
\$129 (24" w x 21" d)

Extra Wide 24CXW
\$92 (22" w x 19" d)

For graded in upholstery choices see page 116.

CONSIDER ADDING

Leg Rest LR \$375 (Grade 1)

For specifications, see page 113.

Warranted for users weighing up to 350 lbs

LIST PRICE	List Price	e-EXEC-PLUS-350MT
	<ul style="list-style-type: none"> Grade 1/COM (yd) Grade 2 Grade 3 Grade 4 Grade 5 Leather Match Leather 	<ul style="list-style-type: none"> \$2,250 (2 ½) \$2,290 \$2,330 \$2,370 \$2,410 \$2,835 \$3,160

STANDARD SPECIFICATIONS	Backrest	e-EXEC-PLUS-350MT
	<ul style="list-style-type: none"> 5" Patented back height adjustment system Heavy duty back bar support Molded polyurethane foam Fully upholstered dual curved backrest tapered width 	<ul style="list-style-type: none"> • • • 21" w x 26" h
STANDARD SPECIFICATIONS	Seat	
	<ul style="list-style-type: none"> Dual density polyurethane foam Eight ply hardwood seat structure Tailored upholstery on seat pan 	<ul style="list-style-type: none"> • • 22" w x 21" d
STANDARD SPECIFICATIONS	Plus Size Multi Tilt Mechanism	
	<ul style="list-style-type: none"> Back angle adjustment Adjustable spring tension Forward tilt lock out Infinite lock free float 2 ½" Depth adjustable seat slider 	<ul style="list-style-type: none"> • • • • •
STANDARD SPECIFICATIONS	Pneumatic Lift (seat height)	
	<ul style="list-style-type: none"> 125 mm heavy duty pneumatic lift (18 ½"-23 ½") 	<ul style="list-style-type: none"> •
STANDARD SPECIFICATIONS	Base	
	<ul style="list-style-type: none"> 27" Hercules glass reinforced nylon base 5 Dual wheel nylon casters 	<ul style="list-style-type: none"> • •
STANDARD SPECIFICATIONS	Measurements	
	<ul style="list-style-type: none"> Boxed weight/size 	73 lbs/12.7 cu.ft

OPTIONS	Seat	Upcharge
	<ul style="list-style-type: none"> Triple density foam (adds ¼" to seat width & depth) 	TDF
OPTIONS	Base / Glides / Casters	
	<ul style="list-style-type: none"> Silver accent casters Dual wheel urethane casters Single wheel casters Single wheel urethane casters 2 ¼" Glides 	<ul style="list-style-type: none"> CAC UC SW SWU 2G
OPTIONS	Lifts (seat height)	
	<ul style="list-style-type: none"> 80 mm heavy duty pneumatic lift (18" - 21") 100 mm heavy duty pneumatic lift (18 ¼" - 20 ¾") 140 mm heavy duty pneumatic lift (19" - 24 ½") 	<ul style="list-style-type: none"> 80MMHD 100MMHD 140MMHD
OPTIONS	Additional Options	
	<ul style="list-style-type: none"> Air lumbar Air thoracic Air thoracic and air lumbar eCentric Executive adjustable headrest * Heavy Duty Task Intensive Mechanism Non-tailored seat pan 	<ul style="list-style-type: none"> AL AT ATL 24AHR TI NTS

* Uses the fabric Nytek in black. Vinyl upholstery is not permitted.



eCentric™ Executive Heavy Duty Series



eCentric Executive Back

RECOMMENDED ARMS



4" Adjustable T-Arm
4ATANDD \$350

For specifications, illustrations and additional arm options, see pages 105-110.

SEAT SIZE OPTIONS

Small 24CSS N/C
(20"w x 17"d)

Small Heavy Duty SSHD
\$129 (24"w x 19"d)

Plus Size 24CPS
\$92 (22"w x 21"d)

Extra Wide 24CXW
\$92 (22"w x 19"d)

For graded in upholstery choices see page 116.

CONSIDER ADDING

Leg Rest LR \$375 (Grade 1)
For specifications, see page 113.

Warranted for users weighing up to 400 lbs

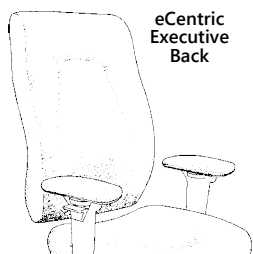
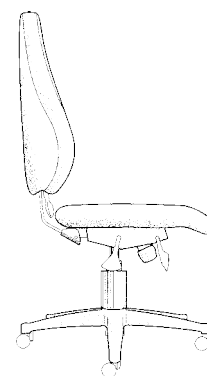
LIST PRICE	List Price	e-EXEC-HD
	<ul style="list-style-type: none"> Grade 1/COM (yd) Grade 2 Grade 3 Grade 4 Grade 5 Leather Match Leather 	<ul style="list-style-type: none"> \$2,704 (3) \$2,744 \$2,784 \$2,824 \$2,864 \$3,289 \$3,614

STANDARD SPECIFICATIONS	Backrest	e-EXEC-HD
	<ul style="list-style-type: none"> 5" Patented back height adjustment system Heavy duty back bar support Molded polyurethane foam Fully upholstered dual curved backrest 	<ul style="list-style-type: none"> • • • 21"w x 26"h
	Seat	
<ul style="list-style-type: none"> Heavy duty polyurethane foam Tailored upholstery on seat pan 	<ul style="list-style-type: none"> • 24"w x 21"d 	
	Plus Size Multi Tilt Mechanism	
<ul style="list-style-type: none"> Back angle adjustment Adjustable spring tension Forward tilt lock out Infinite lock free float 2 ½" Depth adjustable seat slider 	<ul style="list-style-type: none"> • • • • • 	
	Pneumatic Lift (seat height)	
<ul style="list-style-type: none"> 100mm high pressure, high capacity cylinder (18 ¾"-22 ¼") 	<ul style="list-style-type: none"> • 	
	Base	
<ul style="list-style-type: none"> 26" Steel base Bariatric heavy duty casters 	<ul style="list-style-type: none"> • • 	
	Measurements	
<ul style="list-style-type: none"> Boxed weight/size (ships in two boxes) 	<ul style="list-style-type: none"> 106 lbs/17 cu.ft 	

OPTIONS	Additional Options	Upcharge
	<ul style="list-style-type: none"> Air lumbar Air thoracic Air thoracic and air lumbar eCentric Executive adjustable headrest * Heavy Duty Task Intensive Mechanism 30" Steel base Dual wheel bariatric casters Non-tailored seat pan 	<ul style="list-style-type: none"> AL AT ATL 24AHR TI 30SB DWBC NTS

* Uses the fabric Nytek in black.Vinyl upholstery is not permitted.

eCentric™ Executive Boardroom Series



eCentric Executive Back

RECOMMENDED ARMS



4" Adjustable T-Arm
4ATAOTNDD
\$350

For specifications, illustrations and additional arm options, see pages 105-110.

SEAT SIZE OPTIONS

Small 24CSS N/C
(20"w x 17"d)

Small Heavy Duty SSHD
\$129 (24"w x 19"d)

Large Heavy Duty LSHD
\$129 (24"w x 21"d)

Plus Size 24CPS
\$92 (22"w x 21"d)

Extra Wide 24CXW
\$92 (22"w x 19"d)

For graded in upholstery choices see page 116.

CONSIDER ADDING

Leg Rest LR \$375 (Grade 1)

For specifications, see page 113.

LIST PRICE	List Price	e-EXEC-BR
	<ul style="list-style-type: none"> Grade 1/COM (yd) Grade 2 Grade 3 Grade 4 Grade 5 Leather Match Leather 	<ul style="list-style-type: none"> \$1,487 (3) \$1,527 \$1,567 \$1,607 \$1,647 \$2,072 \$2,397

STANDARD SPECIFICATIONS	Backrest	e-EXEC-BR
	<ul style="list-style-type: none"> 5" Patented back height adjustment system Fully upholstered dual curve backrest 	<ul style="list-style-type: none"> 21"w* x 26"h
STANDARD SPECIFICATIONS	Seat	
	<ul style="list-style-type: none"> Dual density polyurethane foam Eight ply hardwood seat structure Tailored upholstery on seat pan 	<ul style="list-style-type: none"> 20"w x 19"d
STANDARD SPECIFICATIONS	Boardroom Mechanism	
	<ul style="list-style-type: none"> Single lock free float Seat height Adjustable spring tension 	<ul style="list-style-type: none">
STANDARD SPECIFICATIONS	Pneumatic Lift (seat height)	
	<ul style="list-style-type: none"> 125 mm pneumatic lift (17 ½"-22 ½") 	<ul style="list-style-type: none">
STANDARD SPECIFICATIONS	Base	
	<ul style="list-style-type: none"> 26" Glass reinforced nylon base 5 Dual wheel nylon casters 	<ul style="list-style-type: none">
STANDARD SPECIFICATIONS	Measurements	
	<ul style="list-style-type: none"> Boxed weight/size 	<ul style="list-style-type: none"> 60 lbs/11.7 cu.ft

OPTIONS	Seat	Upcharge	
	<ul style="list-style-type: none"> Triple density foam (adds ¼" to seat width & depth) Non-tailored seat pan 	TDF NTS	\$76 N/C
OPTIONS	Base/Glides/Casters		
	<ul style="list-style-type: none"> 26" Polished aluminum base Silver accent casters Dual wheel urethane casters Single wheel nylon casters Single wheel urethane casters 2 ¾" Glides 	26PB CAC UC SW SWU 2G	\$198 \$113 \$54 \$74 \$82 N/C
OPTIONS	Lifts (seat height)		
	<ul style="list-style-type: none"> 80 mm pneumatic lift (18 ¼" - 21 ¼") 100 mm pneumatic lift (18 ¾" - 22 ¼") 140 mm pneumatic lift (20" - 25 ½") 	80MM 100MM 140MM	N/C N/C N/C
OPTIONS	Additional Options		
	<ul style="list-style-type: none"> Air lumbar Air thoracic Air thoracic and air lumbar eCentric Executive adjustable headrest * 	AL AT ATL 24AHR	\$189 \$222 \$370 \$466

* Uses the fabric Nytek in black.Vinyl upholstery is not permitted.

Saffron

A high quality,
cost-effective solution

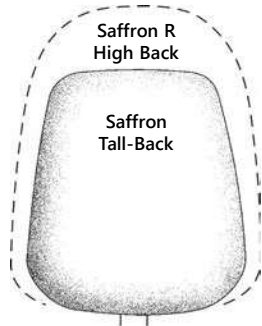
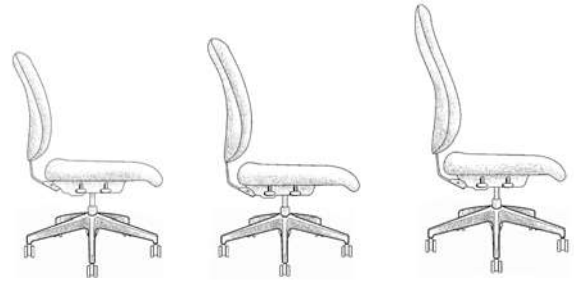
Built using the same high quality materials used in all ergoCentric chair lines, the Saffron series offers a cost-effective and comfortable solution for ergonomic task seating.

The Saffron series is designed with all the features ergonomists demand: quality materials, quality workmanship and ergonomic function. In combination, these features are designed to maximize both health and productivity.



Saffron R

Dedicated Task Series



For specifications, illustrations and additional arm options, see pages 105-110.

SEAT SIZE OPTIONS

- Extra Small XSS** \$92 (17 ½" w x 15 ½" d)
- Small SS** N/C (18 ½" w x 17" d)
- Plus Size PS** \$92 (22" w x 19" d)
- Extra Long XLS** \$92 (20" w x 21" d)
- Extra Deep XPS** \$92 (22" w x 21" d)

For graded in upholstery choices see page 116.

LIST PRICE	List Price	SAF-MBR-DT2	SAF-TBR-DT2	SAF-HBR-DT2
	• Grade 1/COM (yd)	\$893 (1 ½)	\$925 (2)	\$1,059 (2)
• Grade 2	\$918	\$955	\$1,094	
• Grade 3	\$943	\$985	\$1,129	
• Grade 4	\$968	\$1,015	\$1,164	
• Grade 5	\$993	\$1,045	\$1,199	
• Back Cap Standard with Vinyl, PVC-free (vinyl-like) Upholsteries	(\$17)	N/A	N/A	

STANDARD SPECIFICATIONS	Backrest	SAF-MBR-DT2	SAF-TBR-DT2	SAF-HBR-DT2
	• Fully upholstered dual curve backrest	17" w x 19" h	17" w x 21" h	19" w x 25" h
	• 5" back height adjustment system	•	•	•
	Seat			
	• Dual density molded polyurethane foam	•	•	•
	• Eight ply hardwood seat structure seat pan	20" w x 19" d	20" w x 19" d	20" w x 19" d
	• Tailored upholstery on seat pan*			
	Dedicated Task 2 Mechanism			
	• Independent back angle adjustment	•	•	•
	• Seat angle adjustment	•	•	•
• Seat height	•	•	•	
Pneumatic Lift (seat height)				
• 125 mmLT pneumatic lift (14" - 18 ½")	•	•	•	
Base				
• 26" Glass reinforced nylon mid-profile base	•	•	•	
• 5 Dual wheel nylon casters 2	•	•	•	
Measurements				
• Boxed weight/size	41 lbs/6.7 cu.ft	44 lbs/10 ¾ cu.ft	50 lbs/11.7 cu. ft	

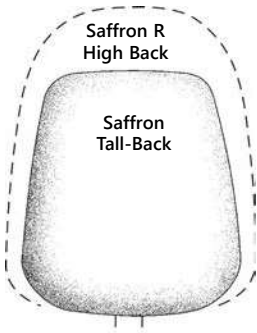
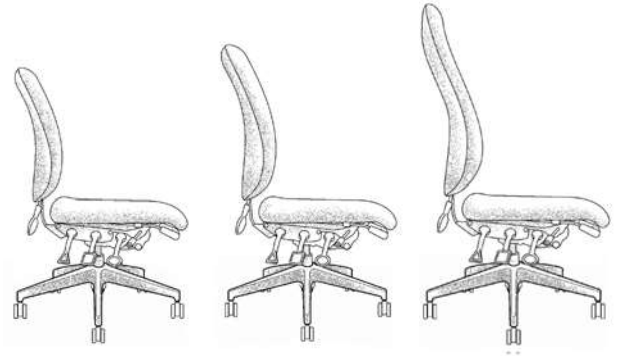
OPTIONS	Seat	Upcharge	SAF-MBR-DT2	SAF-TBR-DT2	SAF-HBR-DT2
	• Energy absorbant memory foam	EA	\$92	•	•
• Triple density foam (adds ¼" to seat width & depth)	TDF	\$76	•	•	•
• 2 ½" Seat slider (adds 1 ½" to seat height) †	SSLF	\$123	•	•	•
• Non-tailored seat pan	NTS	N/C	•	•	•
Base / Glides / Casters					
• Dual wheel urethane casters	UC	\$54	•	•	•
• Single wheel nylon casters	SW	\$74	•	•	•
• Single wheel urethane casters	SWU	\$82	•	•	•
• 2 ¼" Glides	2G	N/C	•	•	•
Lifts (seat height)					
• 80 mm pneumatic lift (14 ¾" - 17 ¼")	80MM	N/C	•	•	•
• 100 mm pneumatic lift (14 ¾" - 18 ¾")	100MM	N/C	•	•	•
• 140 mm pneumatic lift (16" - 21 ¼")	140MM	N/C	•	•	•
• 157 mm pneumatic lift (18 ¾" - 23 ¾")	157MM	\$50	•	•	•
• 200 mm pneumatic lift (23" - 29 ½")	200MM	\$50	•	•	•
• 267 mm pneumatic lift (24 ¾" - 34 ¼")	267MM	\$54	•	•	N/A
Additional Options					
• Adjustable headrest *	AHR	\$466	•	•	•
• Air lumbar	AL	\$189	•	•	•
• Air thoracic	AT	\$222	•	•	•
• Air thoracic and air lumbar	ATL	\$370	N/A	N/A	•
• Thoracic back support	THB	\$92	•	•	•
• 20" diameter height adjustable footing. (For use as a Foot Rest on 200mm and 267mm lifts only)	20FR	\$198	•	•	•
• 20" diameter ergoCentric height adjustable footing. (For use as a Foot Rest on 157mm lifts or higher)	ERGOFR	\$257	•	•	•

† 1 ½" Seat Slider when used with an Extra Small Seat XSS
 * Standard on fabric upholstery. Only available on vinyl upholstery by request with a \$23 upcharge.
 * Uses the fabric Nytek in black. Vinyl upholstery is not permitted.



Saffron R

Multi Tilt Series



RECOMMENDED ARMS



For specifications, illustrations and additional arm options, see pages 105-110.

SEAT SIZE OPTIONS

- Extra Small XSS** \$92 (17 ½" w x 15 ½" d)
- Small SS** N/C (18 ½" w x 17" d)
- Plus Size PS** \$92 (22" w x 19" d)
- Extra Long XLS** \$92 (20" w x 21" d)
- Extra Deep XPS** \$92 (22" w x 21" d)

For graded in upholstery choices see page 116.

LIST PRICE	List Price	SAF-MBR-MT	SAF-TBR-MT	SAF-HBR-MT
	<ul style="list-style-type: none"> • Grade 1/COM (yd) • Grade 2 • Grade 3 • Grade 4 • Grade 5 • Back Cap Standard with Vinyl, PVC-free (vinyl-like) Upholsteries 	\$1,096 (1 ½)	\$1,128 (2)	\$1,263 (2)
		\$1,121	\$1,158	\$1,298
		\$1,146	\$1,188	\$1,333
		\$1,171	\$1,218	\$1,368
		\$1,196	\$1,248	\$1,403
		(\$17)	N/A	N/A

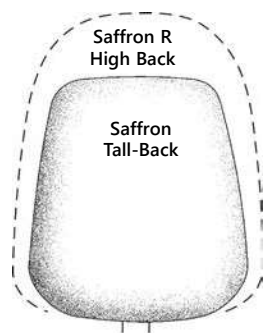
STANDARD SPECIFICATIONS	Backrest	SAF-MBR-MT	SAF-TBR-MT	SAF-HBR-MT
	<ul style="list-style-type: none"> • Fully upholstered dual curve backrest • 5" back height adjustment system 	17" w x 19" h	17" w x 21" h	19" w x 25" h
Seat				
<ul style="list-style-type: none"> • Dual density molded polyurethane foam • Eight ply hardwood seat structure seat pan • Tailored upholstery on seat pan* 	20" w x 19" d	20" w x 19" d	20" w x 19" d	
Multi Tilt Mechanism				
<ul style="list-style-type: none"> • Infinite lock free float • Back angle adjustment • Adjustable spring tension • Infinite forward tilt lock out • 2 ½" Depth adjustable seat slider 	•	•	•	
Pneumatic Lift (seat height)				
<ul style="list-style-type: none"> • 125 mmLT pneumatic lift (16" - 20 ½") 	•	•	•	
Base				
<ul style="list-style-type: none"> • 26" Glass reinforced nylon mid-profile base • 5 Dual wheel nylon casters 2 	•	•	•	
Measurements				
<ul style="list-style-type: none"> • Boxed weight/size 	48 lbs/6.7 cu.ft	51 lbs/10 ¾ cu.ft	55 lbs/11.7 cu.ft	

OPTIONS	Seat	Upcharge	SAF-MBR-MT	SAF-TBR-MT	SAF-HBR-MT
	<ul style="list-style-type: none"> • Energy absorbant memory foam • Triple density foam (adds ¼" to seat width & depth) • Non-tailored seat pan 	EA	\$92	•	•
	TDF	\$76	•	•	•
	NTS	N/C	•	•	•
Base/Glides/Casters					
<ul style="list-style-type: none"> • 26" Polished aluminum base • Dual wheel urethane casters • Single wheel nylon casters • Single wheel urethane casters • 2 ¼" Glides 	26PB	\$198	•	•	•
	UC	\$54	•	•	•
	SW	\$74	•	•	•
	SWU	\$82	•	•	•
	2G	N/C	•	•	•
Lifts (seat height)					
<ul style="list-style-type: none"> • 80 mm pneumatic lift (16 ¼" - 19 ¼") • 100 mm pneumatic lift (16 ¾" - 20 ¾") • 140 mm pneumatic lift (18" - 23 ¾") 	80MM	N/C	•	•	•
	100MM	N/C	•	•	•
	140MM	N/C	•	•	•
Additional Options					
<ul style="list-style-type: none"> • Adjustable headrest * • Air lumbar • Air thoracic • Air thoracic and air lumbar • Thoracic back support 	AHR	\$466	•	•	•
	AL	\$189	•	•	•
	AT	\$222	•	•	•
	ATL	\$370	N/A	N/A	•
	THB	\$92	•	•	•

† Standard on fabric upholstery. Only available on vinyl upholstery by request with a \$23 upcharge.
 * Uses the fabric Nytek in black. Vinyl upholstery is not permitted.

Saffron R

Synchro Tilt Series



RECOMMENDED ARMS



For specifications, illustrations and additional arm options, see pages 105-110.

SEAT SIZE OPTIONS

Small SS N/C
(18 1/2" w x 17" d)
Extra Long XLS \$92
(20" w x 21" d)

For graded in upholstery choices see page 116.

LIST PRICE	List Price	SAF-MBR-ST	SAF-TBR-ST	SAF-HBR-ST
	<ul style="list-style-type: none"> Grade 1/COM (yd) Grade 2 Grade 3 Grade 4 Grade 5 Back Cap Standard with Vinyl, PVC-free (vinyl-like) Upholsteries 	\$1,010 (1 1/2)	\$1,042 (2)	\$1,177 (2)
		\$1,035	\$1,072	\$1,212
		\$1,060	\$1,102	\$1,247
		\$1,085	\$1,132	\$1,282
		\$1,110	\$1,162	\$1,317
		(\$17)	N/A	N/A

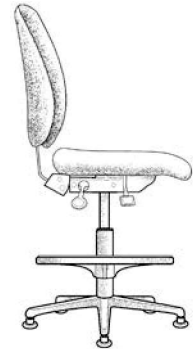
STANDARD SPECIFICATIONS	Backrest	SAF-MBR-ST	SAF-TBR-ST	SAF-HBR-ST
	<ul style="list-style-type: none"> Fully upholstered dual curve backrest 5" back height adjustment system 	17" w x 19" h	17" w x 21" h	19" w x 25" h
		•	•	•
Seat	<ul style="list-style-type: none"> Dual density molded polyurethane foam Eight ply hardwood seat structure seat pan Tailored upholstery on seat pan* 	20" w x 19" d	20" w x 19" d	20" w x 19" d
		•	•	•
Synchro Tilt Mechanism	<ul style="list-style-type: none"> Seat tilt lock out Free float Synchro 2:1 ratio Adjustable spring tension 2" Depth adjustable seat slider 	•	•	•
		•	•	•
		•	•	•
		•	•	•
		•	•	•
Pneumatic Lift (seat height)	<ul style="list-style-type: none"> 125 mm pneumatic lift (16" - 20 1/2") 	•	•	•
		•	•	•
Base	<ul style="list-style-type: none"> 26" Glass reinforced nylon mid-profile base 5 Dual wheel nylon casters 2 	•	•	•
		•	•	•
Measurements	<ul style="list-style-type: none"> Boxed weight/size 	48 lbs/6.7 cu.ft	51 lbs/10 3/4 cu.ft	55 lbs/11.7 cu.ft

OPTIONS	Seat	Upcharge	SAF-MBR-ST	SAF-TBR-ST	SAF-HBR-ST	
	<ul style="list-style-type: none"> Energy absorbant memory foam Triple density foam (adds 1/4" to seat width & depth) Non-tailored seat pan 	EA	\$92	•	•	•
		TDF	\$76	•	•	•
		NTS	N/C	•	•	•
Base/Glides/Casters	<ul style="list-style-type: none"> 26" Polished aluminum mid-profile base Dual wheel urethane casters 2 3/4" Glides 	PMB	\$198	•	•	•
		UC	\$54	•	•	•
		2G	N/C	•	•	•
Lifts (seat height)	<ul style="list-style-type: none"> 80 mm pneumatic lift (14 3/4" - 18") 100 mm pneumatic lift (15 3/4" - 19") 125 mmLT pneumatic lift (14 3/4" - 19") 140 mm pneumatic lift (17" - 22 3/4") 	80MM	N/C	•	•	•
		100MM	N/C	•	•	•
		125MMLT	N/C	•	•	•
		140MM	N/C	•	•	•
Additional Options	<ul style="list-style-type: none"> Adjustable headrest * Air lumbar Air thoracic Air thoracic and air lumbar Thoracic back support 	AHR	\$466	•	•	•
		AL	\$189	•	•	•
		AT	\$222	•	•	•
		ATL	\$370	N/A	N/A	•
		THB	\$92	•	•	•

† Standard on fabric upholstery. Only available on vinyl upholstery by request with a \$23 upcharge.
* Uses the fabric Nytek in black. Vinyl upholstery is not permitted.

Saffron R

Counter Height Series



RECOMMENDED ARMS



3" Adjustable Swivel Arm
3SWVOT \$335



3" Adjustable T-Arm
3ATAOT \$208

For specifications, illustrations and additional arm options, see pages 105-110.

SEAT SIZE OPTIONS

Extra Small XSS \$92
(17 1/2" w x 15 1/2" d)

Small SS N/C
(18 1/2" w x 17" d)

Plus Size PS \$92
(22" w x 19" d)

Extra Long XLS \$92
(20" w x 21" d)

Extra Deep XPS \$92
(22" w x 21" d)

For graded in upholstery choices see page 118.

LIST PRICE	List Price	SAF-MBR-CH
	<ul style="list-style-type: none"> Grade 1/COM (yd) Grade 2 Grade 3 Grade 4 Grade 5 	\$1,138 (1 1/2) \$1,163 \$1,188 \$1,213 \$1,238 (\$17)
	• Back Cap Standard with Vinyl, PVC-free (vinyl-like) Upholsteries	

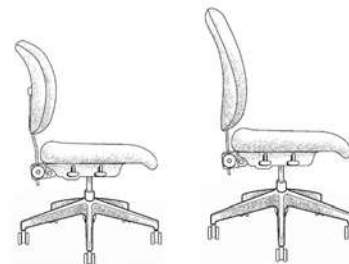
STANDARD SPECIFICATIONS	Backrest	SAF-MBR-CH
	<ul style="list-style-type: none"> Fully upholstered dual curve backrest 5" back height adjustment system 	17" w x 19" h
	Seat	
<ul style="list-style-type: none"> Dual density molded polyurethane foam Eight ply hardwood seat structure seat pan Tailored upholstery on seat pan* 	20" w x 19" d	
	Counter Height Mechanism	
<ul style="list-style-type: none"> Independent back angle adjustment Fixed seat Seat height 		
	Pneumatic Lift (seat height)	
<ul style="list-style-type: none"> 200 mm pneumatic lift (23" - 29 1/2") 		
	Base	
<ul style="list-style-type: none"> 26" Glass reinforced nylon mid-profile base 20" diameter aluminum, height adjustable footing; 1 3/4" foot platform 2 1/4" Glides 		
	Measurements	
<ul style="list-style-type: none"> Boxed weight/size 	55 lbs/11.7 cu.ft	

OPTIONS	Seat	Upcharge
	<ul style="list-style-type: none"> Energy absorbant memory foam Triple density foam (adds 3/4" to seat width & depth) Non-tailored seat pan 	EA TDF NTS
	Base / Glides / Casters	
<ul style="list-style-type: none"> Lock-on urethane casters Lock-off urethane casters Dual wheel nylon casters Dual wheel urethane casters Single wheel nylon casters Single wheel urethane casters 	LON LOF NC UC SW SWU	\$188 \$89 N/C \$54 \$74 \$82
	Lifts (seat height)	
<ul style="list-style-type: none"> 157 mm pneumatic lift (18 3/4" - 23 3/4") 267 mm pneumatic lift (24 1/4" - 34 1/4") 	157MM 267MM	N/C \$8
	Mechanisms	
<ul style="list-style-type: none"> Modified Multi Tilt Mechanism (Seat slider, height and back angle adjustment only) Dedicated Task 2 Mechanism 	MT DT2	\$171 N/C
	Additional Options	
<ul style="list-style-type: none"> Adjustable headrest * Air lumbar Air thoracic Air thoracic and air lumbar Thoracic back support 	AHR AL AT ATL THB	\$466 \$189 \$222 \$370 \$92

* Standard on fabric upholstery. Only available on vinyl upholstery by request with a \$23 upcharge.
* Uses the fabric Nytek in black. Vinyl upholstery is not permitted.

Saffron

Dedicated Task Series



RECOMMENDED ARMS



4" Adjustable T-Arm
4ATAOT \$317



3" Oval Tube Adjustable T-Arm
3ATAOT \$208

For specifications, illustrations and additional arm options, see pages 105-110.

SEAT SIZE OPTIONS

Extra Small XSS \$92
(17 ½" w x 15 ½" d)

Large LS N/C
(20" w x 19" d)

Plus Size PS \$92
(22" w x 19" d)

Extra Long XLS \$92
(20" w x 21" d)

Extra Deep XPS \$92
(22" w x 21" d)

* Requires upgrade to 26" base for stability. Glides recommended with these lift options (Upgrade applies to SAFFRON APT only)

For graded in upholstery choices see page 116.

LIST PRICE	List Price	SAF-I-TILT2	SAF-MB-TILT2
	• Grade 1/COM (yd)		\$811 (1 ¼)
• Grade 2		\$836	\$918
• Grade 3		\$861	\$943
• Grade 4		\$886	\$968
• Grade 5		\$911	\$993
• Back Cap Standard with Vinyl, PVC-free (vinyl-like) Upholsteries		(\$17)	(\$17)

STANDARD SPECIFICATIONS	Backrest	SAF-I-TILT	SAF-MB-TILT
	• Fully upholstered dual curve backrest		15 ½" w x 13 ½" h
Seat			
• Dual density molded polyurethane foam		•	•
• Eight ply hardwood seat structure seat pan		18 ½" w x 17" d	20" w x 19" d
• Tailored upholstery on seat pan*			
Tilt 2 Mechanism			
• Back height adjustment		•	•
• Independent back angle adjustment		•	•
• Seat angle adjustment		•	•
• Back pivot		•	N/A
• Seat height		•	•
Pneumatic Lift (seat height)			
• 125 mmLT pneumatic lift (14" - 18 ½")		•	•
Base			
• 26" Glass reinforced nylon mid-profile base		•	•
• 5 Dual wheel nylon casters 2		•	•
Measurements			
• Boxed weight/size		30 lbs/5.2 cu.ft	39 lbs/6.7 cu.ft

OPTIONS	Seat	Upcharge	SAF-I-TILT2	SAF-MB-TILT2
	• Energy absorbant memory foam	EA	\$92	•
• Triple density foam (adds ¼" to seat width & depth)	TDF	\$76	•	•
• 2 ½" Seat slider (adds 1 ½" to seat height)‡	SSLF	\$123	•	•
• Non-tailored seat pan	NTS	N/C	•	•
Base/Glides/Casters				
• 26" Glass reinforced nylon base	26NB	\$41	•	incl.
• Dual wheel urethane casters	UC	\$54	•	•
• Single wheel nylon casters	SW	\$74	•	•
• Single wheel urethane casters	SWU	\$82	•	•
• 2 ¾" Glides	2G	N/C	•	•
Lifts (seat height)				
• 80 mm pneumatic lift (14 ¼" - 17 ¼")	80MM	N/C	•	•
• 100 mm pneumatic lift (14 ¾" - 18 ¾")	100MM	N/C	•	•
• 140 mm pneumatic lift (16" - 21 ¼")	140MM	N/C	•	•
• 157 mm pneumatic lift (18 ¼" - 23 ¾")	157MM	\$50	•	•
• 200 mm pneumatic lift (23" - 29 ½")*	200MM	\$50	•	•
• 267 mm pneumatic lift (24 ¾" - 34 ¾")*	267MM	\$54	•	•
Additional Options				
• Adjustable headrest *	AHR	\$466	N/A	•
• Back trim	BT	N/C	•	•
• Standard control	STD	(\$33)	•	N/A
• Thoracic back support	THB	\$92	N/A	•
• 20" diameter height adjustable footring. (For use as a Foot Rest on 200mm and 267mm lifts only)	20FR	\$198	•	•
• 20" diameter ergoCentric height adjustable footring. (For use as a Foot Rest on 157mm lifts or higher)	ERGOFR	\$257	•	•

‡ Standard on fabric upholstery. Only available on vinyl upholstery by request with a \$23 upcharge.

* Uses the fabric Nyteck in black. Vinyl upholstery is not permitted.

myCentric™

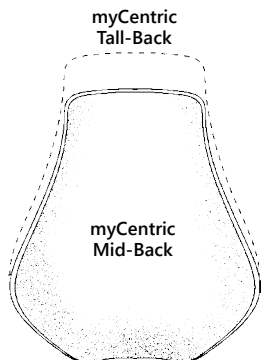
It's all about you.

The myCentric series provides a pleasing aesthetic in a variety of office environments.

The chair is designed to hug the user's back; adding stability to the upper body while providing the same exceptional ergonomic support and comfort ergoCentric is known for.



myCentric™ Synchro Glide Series



RECOMMENDED ARMS



tCentric Armrest	
Height & Lateral Adjustable	
Midnight Black TCL \$509	Light Grey TCLG \$524
Height & Swivel Adjustable	
Midnight Black TC360 \$509	Light Grey TC360G \$526
Height, Lateral & Swivel Adjustable	
Midnight Black TCL360 \$549	Light Grey TCL360G \$565

Light Grey and Midnight Black options cannot be mixed.
Additional arm options: 103-109.

SEAT SIZE OPTIONS

- Extra Small XSS \$92 (17 ½" w x 15 ½" d)
- Small SS N/C (18 ½" w x 17" d)
- Plus Size PS \$92 (22" w x 19" d)
- Extra Long XLS \$92 (20" w x 21" d)
- Extra Deep XPS \$92 (22" w x 21" d)

For graded in upholstery choices see page 116.

LIST PRICE	List Price	Midnight Black		Light Grey	
		my-MB-SG	my-TB-SG	myLG-MB-SGG	myLG-TB-SGG
	• Grade 1/COM (yd)	\$1,571 (1 ½)	\$1,631 (2)	\$1,619 (1 ½)	\$1,682 (2)
	• Grade 2	\$1,606	\$1,666	\$1,654	\$1,717
	• Grade 3	\$1,641	\$1,701	\$1,689	\$1,752
	• Grade 4	\$1,676	\$1,736	\$1,724	\$1,787
	• Grade 5	\$1,711	\$1,771	\$1,759	\$1,822
	• Leather Match	\$1,986	\$2,046	\$2,034	\$2,097
	• Leather	\$2,240	\$2,300	\$2,288	\$2,351

STANDARD SPECIFICATIONS	Backrest	Midnight Black		Light Grey	
		<ul style="list-style-type: none"> 5" Patented back height adjustment system Molded polyurethane foam Fully upholstered dual curve backrest wraps around lumbar area 	• 18 ½" w x 19" h	• 18 ½" w x 23" h	• 18 ½" w x 19" h
	Seat	• 20" w x 19" d			
	<ul style="list-style-type: none"> Dual density molded polyurethane foam Eight ply hardwood seat structure Tailored upholstery on seat pan* 				
	Synchro Glide Mechanism				
	<ul style="list-style-type: none"> Seat tilt lock out Free float Independent back angle adjustment Synchro 2:1 ratio Adjustable spring tension 2 ½" Depth adjustable seat slider 				
	Pneumatic Lift (seat height)				
	• 125 mmLT pneumatic lift (17" - 21 ½")	•			
	Base				
	<ul style="list-style-type: none"> 26" Glass reinforced nylon mid-profile base 5 Dual wheel nylon casters 2 	•			
	Measurements	59 lbs/11.7 cu.ft			
	• Boxed weight/size				

OPTIONS	Seat	Upcharge	Midnight Black	Light Grey
		• Energy absorbant memory foam	EA \$92	•
	• Triple density foam (adds ¼" to seat width & depth)	TDF \$76	•	•
	• Non-tailored seat pan	NTS N/C	•	•
	Base/Glides/Casters			
	• 26" Polished aluminum base	26PB \$198	•	•
	• Silver accent casters	CAC \$113	•	•
	• Dual wheel urethane casters	\$54	UC2	GUC2
	• Single wheel nylon casters	SW \$74	•	•
	• Single wheel urethane casters	SWU \$82	•	•
	• 2 ¼" Glides	2G N/C	•	•
	Lifts (seat height)			
	• 80 mm pneumatic lift (17 ¼" - 20 ¼")	N/C	80MM	G80MM
	• 100 mm pneumatic lift (17 ¾" - 21 ¾")	N/C	100MM	G100MM
	• 140 mm pneumatic lift (19" - 24 ¼")	N/C	140MM	G140MM
	Additional Options			
	• Air lumbar	\$189	AL	ALG
	• Air thoracic †	\$222	AT	ATG
	• Adjustable headrest (Midnight Black)*	\$466	AHR	N/A
	• Adjustable headrest (Light Grey)*	\$506	N/A	AHRG

† Not Available with Midback

• Standard on fabric upholstery. Only available on vinyl upholstery by request with a \$23 upcharge.

* Uses the fabric Nytek. Vinyl upholstery is not permitted.



myCentric™ Multi Tilt Series



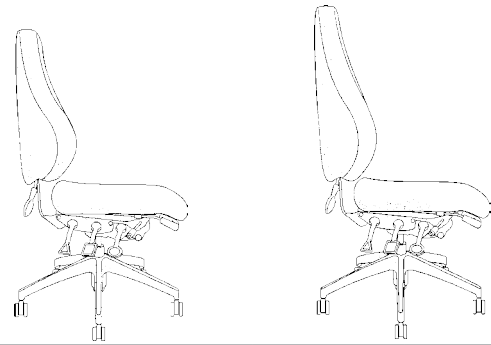
tCentric Armrest	
Height & Lateral Adjustable	
Midnight Black TCL \$509	Light Grey TCLG \$524
Height & Swivel Adjustable	
Midnight Black TC360 \$509	Light Grey TC360G \$526
Height, Lateral & Swivel Adjustable	
Midnight Black TCL360 \$549	Light Grey TCL360G \$565

Light Grey and Midnight Black options cannot be mixed.
Additional arm options: 103-109.

SEAT SIZE OPTIONS

- Extra Small XSS** \$92
(17 ½"w x 15 ½"d)
- Small SS** N/C
(18 ½"w x 17"d)
- Plus Size PS** \$92
(22"w x 19"d)
- Extra Long XLS** \$92
(20"w x 21"d)
- Extra Deep XPS** \$92
(22"w x 21"d)

For graded in upholstery choices see page 116.



LIST PRICE	List Price	Midnight Black		Light Grey	
		my-MB-MT	my-TB-MT	myLG-MB-MTG	myLG-TB-MTG
	• Grade 1/COM (yd)	\$1,460 (1 ½)	\$1,521 (2)	\$1,510 (1 ½)	\$1,569 (2)
	• Grade 2	\$1,495	\$1,556	\$1,545	\$1,604
	• Grade 3	\$1,530	\$1,591	\$1,580	\$1,639
	• Grade 4	\$1,565	\$1,626	\$1,615	\$1,674
	• Grade 5	\$1,600	\$1,661	\$1,650	\$1,709
	• Leather Match	\$1,875	\$1,936	\$1,925	\$1,984
	• Leather	\$2,129	\$2,190	\$2,179	\$2,238

STANDARD SPECIFICATIONS	Backrest	Midnight Black		Light Grey	
		18 ½"w x 19"h	18 ½"w x 23"h	18 ½"w x 19"h	18 ½"w x 23"h
	<ul style="list-style-type: none"> 5" Patented back height adjustment system Molded polyurethane foam Fully upholstered dual curve backrest wraps around lumbar area 	•	•	•	•
	Seat	•			
	<ul style="list-style-type: none"> Dual density molded polyurethane foam Eight ply hardwood seat structure Tailored upholstery on seat pan* 	20"w x 19"d			
	Multi Tilt Mechanism	•			
	<ul style="list-style-type: none"> Infinite lock free float Back angle adjustment Adjustable spring tension Infinite forward tilt lock out 2 ½" Depth adjustable seat slider 	•	•	•	•
	Pneumatic Lift (seat height)	•			
	<ul style="list-style-type: none"> 125 mmLT pneumatic lift (16" - 20 ½") 	•	•	•	•
	Base	•			
	<ul style="list-style-type: none"> 26" Glass reinforced nylon mid-profile base 5 Dual wheel nylon casters 2 	•	•	•	•
	Measurements	56 lbs/11.7 cu.ft			

OPTIONS	Seat	Upcharge	Midnight Black	Light Grey
	• Energy absorbant memory foam	\$92	•	•
	• Triple density foam (adds ¼" to seat width & depth)	\$76	•	•
	• Non-tailored seat pan	N/C	•	•
	Base / Glides / Casters			
	• 26" Polished aluminum base	26PB \$198	•	•
	• Silver accent casters	CAC \$113	•	•
	• Dual wheel urethane casters	\$54	UC2	GUC2
	• Single wheel nylon casters	SW \$74	•	•
	• Single wheel urethane casters	SWU \$82	•	•
	• 2 ¼" Glides	2G N/C	•	•
	Lifts (seat height)			
	• 80 mm pneumatic lift (16 ¼" - 19 ¼")	N/C	80MM	G80MM
	• 100 mm pneumatic lift (16 ¾" - 20 ¾")	N/C	100MM	G100MM
	• 140 mm pneumatic lift (18" - 23 ¼")	N/C	140MM	G140MM
	Additional Options			
	• Air lumbar	\$189	AL	ALG
	• Air thoracic #	\$222	AT	ATG
	• Adjustable headrest (Midnight Black)*	\$466	AHR	N/A
	• Adjustable headrest (Light Grey)*	\$506	N/A	AHRG
	• 24 Hour Multi Tilt Mechanism **	24MT \$387	•	•

Not Available with Midback

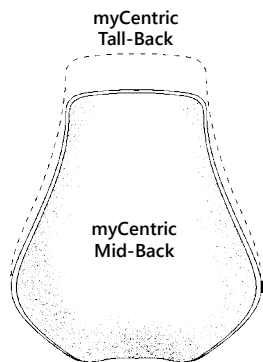
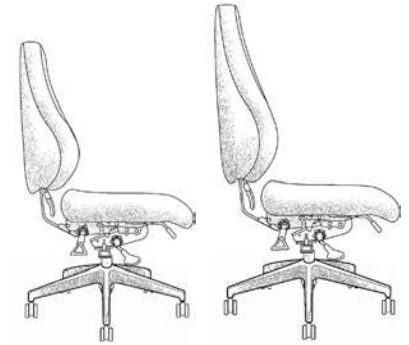
♦ Standard on fabric upholstery. Only available on vinyl upholstery by request with a \$23 upcharge.

* Uses the fabric Nytek in black. Vinyl upholstery is not permitted.

** Warranted for 24 hour use up to a weight of 300 lbs.

myCentric™

Knee Tilt Series



RECOMMENDED ARMS



4" Adjustable T-Arm
4ATAOTSH
\$332



3" Adjustable T-Arm
3ATAOTSH
\$208

For specifications, illustrations and additional arm options, see pages 105-110.

SEAT SIZE OPTIONS

Extra Small XSS \$92
(17 ½"w x 15 ½"d)

Small SS N/C
(18 ½"w x 17"d)

Plus Size PS \$92
(22"w x 19"d)

Extra Long XLS \$92
(20"w x 21"d)

Extra Deep XPS \$92
(22"w x 21"d)

For graded in upholstery choices see page 116.

LIST PRICE	List Price	my-MB-KT	my-TB-KT
	• Grade 1/COM (yd)		\$1,571 (1 ½)
• Grade 2		\$1,606	\$1,666
• Grade 3		\$1,641	\$1,701
• Grade 4		\$1,676	\$1,736
• Grade 5		\$1,711	\$1,771
• Leather Match		\$1,986	\$2,046
• Leather		\$2,240	\$2,300

STANDARD SPECIFICATIONS	Backrest	my-MB-KT	my-TB-KT
	• 5" Patented back height adjustment system	•	•
• Molded polyurethane foam	•	•	
• Fully upholstered dual curve backrest wraps around lumbar area	18 ½"w x 19"h	18 ½"w x 23"h	
Seat			
• Dual density molded polyurethane foam		•	
• Eight ply hardwood seat structure		•	
• Tailored upholstery on seat pan*		20"w x 19"d	
Knee Tilt Mechanism			
• Infinite lock free float		•	
• Back angle adjustment		•	
• Adjustable spring tension		•	
• 2 ½" Depth adjustable seat slider		•	
Pneumatic Lift (seat height)			
• 125 mmLT pneumatic lift (16 ½" - 21")		•	
Base			
• 26" Glass reinforced nylon mid-profile base		•	
• 5 Dual wheel nylon casters 2		•	
Measurements			
• Boxed weight/size		59 lbs/11.7 cu.ft	

OPTIONS	Seat	Upcharge	
	• Energy absorbant memory foam	EA	\$92
• Triple density foam (adds ¾" to seat width & depth)	TDF	\$76	
• Non-tailored seat pan	NTS	N/C	
Base / Glides / Casters			
• 26" Polished aluminum base	26PB	\$198	
• Silver accent casters	CAC	\$113	
• Dual wheel urethane casters	UC	\$54	
• Single wheel nylon casters	SW	\$74	
• Single wheel urethane casters	SWU	\$89	
• 2 ¼" Glides	2G	N/C	
Lifts (seat height)			
• 80 mm pneumatic lift (16 ¾" - 19 ¾")	80MM	N/C	
• 100 mm pneumatic lift (17 ¼" - 21 ¼")	100MM	N/C	
• 140 mm pneumatic lift (18 ¾" - 23 ¾")	140MM	N/C	
Additional Options			
• Air lumbar	AL	\$189	
• Air thoracic #	AT	\$222	
• Adjustable headrest *	AHR	\$466	

Not Available with Midback

* Standard on fabric upholstery. Only available on vinyl upholstery by request with a \$23 upcharge.

* Uses the fabric Nytek in black. Vinyl upholstery is not permitted.

ecoCentric™ Mesh

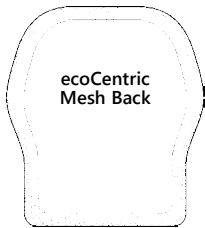
Breathable and comfortable.
The perfect combination.

ecoCentric Mesh chairs deliver a high quality mesh back with four inches of lumbar adjustment. With an airflow seat option unique to ergoCentric, the ecoCentric Mesh series delivers the benefits of airflow with the proven ergonomic comfort and support of foam and fabric.



ecoCentric™ Mesh

Dedicated Task Series



RECOMMENDED ARMS



3" Adjustable T-Arm
3ATAOT \$208

For specifications, illustrations and additional arm options, see pages 105-110.

SEAT SIZE OPTIONS

Extra Small XSS \$92
(17 ½" w x 15 ½" d)

Small SS N/C
(18 ½" w x 17" d)

Standard LS N/C
(20" w x 19" d)

Plus Size PS \$92
(22" w x 19" d)

Extra Long XLS \$92
(20" w x 21" d)

For graded in upholstery choices see page 116.

LIST PRICE	List Price	eco-MESH-DT
	• Grade 1/COM (yd) or Mesh Seat	\$915 (1)
	• Grade 2	\$930
	• Grade 3	\$945
	• Grade 4	\$960
	• Grade 5	\$975
	• Nymatrix (Nymatrix is for use on the seat only).**	\$1,020
• Leather	\$1,220	

STANDARD SPECIFICATIONS	Backrest	eco-MESH-DT
	• Breathable double mesh backrest.	19 ¼" w x 23" h
	• 4" of adjustable lumbar support	•
	Seat	
	• Molded polyurethane high resilient foam	•
	• Eight ply hardwood seat structure	•
	• Tailored upholstery on seat pan*	20" w x 19" d
	Dedicated Task 2 Mechanism	
	• Independent back angle adjustment	•
	• Seat angle adjustment	•
• Seat height	•	
Pneumatic Lift (seat height)		
• 125 mmLT pneumatic lift (14" - 18 ½")	•	
Base		
• 26" Glass reinforced nylon mid-profile base	•	
• 5 Dual wheel nylon casters 2	•	
Measurements		
• Boxed weight/size	56 lbs/11.7 cu.ft	

OPTIONS	Seat	Upcharge	
	• Energy absorbant memory foam	EA	\$92
	• Triple density foam (adds ¼" to seat width & depth)	TDF	\$76
	• 2 ½" Seat slider (adds 1 ½" to seat height) ††	SSLF	\$123
	• Single layer high-friction mesh seat (20" w x 18 ½" d) †	MS	N/C
	• Non-tailored seat pan	NTS	N/C
	Base/Glides/Casters		
	• 26" Polished aluminum base	26PB	\$198
	• 26" Glass reinforced nylon base	26NB	(\$12)
	• Silver accent casters	CAC	\$113
	• Dual wheel urethane casters	UC	\$54
	• Single wheel nylon casters	SW	\$74
	• Single wheel urethane casters	SWU	\$82
	• 2 ¼" Glides	2G	N/C
	Lifts (seat height)		
	• 80 mm pneumatic lift (14 ¼"-17 ¼")	80MM	N/C
	• 100 mm pneumatic lift (14 ¾"-18 ¾")	100MM	N/C
	• 140 mm pneumatic lift (16" - 21 ¼")	140MM	N/C
	Additional Options		
	• Adjustable headrest *	AHR	\$466
• Tilt 2 Mechanism (adds 2 ½" of back height adjustment)	TILT2	\$50	

* Standard on fabric upholstery. Only available on vinyl upholstery by request with a \$23 upcharge.


†† 1 ½" Seat Slider when used with an Extra Small Seat XSS

† Comes standard with single layer high-friction mesh backrest.

* Uses black Nytek upholstery. Vinyl upholstery is not permitted.

ecoCentric™ Mesh

Multi Tilt Series



RECOMMENDED ARMS



3" Adjustable T-Arm
3ATAOT \$208

For specifications, illustrations and additional arm options, see pages 105-110.

SEAT SIZE OPTIONS

Extra Small XSS \$92
(17 ½"w x 15 ½"d)

Small SS N/C
(18 ½"w x 17"d)

Standard LS N/C
(20"w x 19"d)

Plus Size PS \$92
(22"w x 19"d)

Extra Long XLS \$92
(20"w x 21"d)

For graded in upholstery choices see page 118.

LIST PRICE	List Price	eco-MESH-MT
	• Grade 1/COM (yd) or Mesh Seat	\$1,118 (1)
	• Grade 2	\$1,133
	• Grade 3	\$1,148
	• Grade 4	\$1,163
	• Grade 5	\$1,178
	• Nymatrix (Nymatrix is for use on the seat only).**	\$1,223
• Leather	\$1,423	

STANDARD SPECIFICATIONS	Backrest	eco-MESH-MT
	• Breathable double mesh backrest.	19 ¼"w x 23"h
	• 4" of adjustable lumbar support	•
	Seat	
	• Molded polyurethane high resilient foam	•
	• Eight ply hardwood seat structure	•
	• Tailored upholstery on seat pan*	20"w x 19"d
Multi Tilt Mechanism		
• Infinite lock free float	•	
• Back angle adjustment	•	
• Adjustable spring tension	•	
• Infinite forward tilt lock out	•	
• 2 ½" Depth adjustable seat slider	•	
Pneumatic Lift (seat height)		
• 125 mmLT pneumatic lift (16" - 20 ½")	•	
Base		
• 26" Glass reinforced nylon mid-profile base	•	
• 5 Dual wheel nylon casters 2	•	
Measurements		
• Boxed weight/size	56 lbs/11.7 cu.ft	

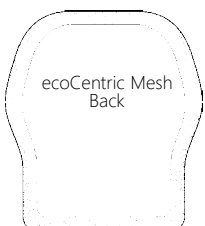
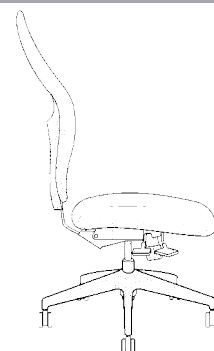
OPTIONS	Seat	Upcharge
	• Energy absorbant memory foam	EA
• Triple density foam (adds ¼" to seat width & depth)	TDF	\$76
• Non-tailored seat pan	NTS	N/C
• Single layer high-friction mesh seat (20"w x 18 ½"d)†	MS	N/C
Base/Glides/Casters		
• 26" Polished aluminum base	26PB	\$198
• 26" Glass reinforced nylon base	26NB	(\$12)
• Silver accent casters	CAC	\$113
• Dual wheel urethane casters	UC	\$54
• Single wheel nylon casters	SW	\$74
• Single wheel urethane casters	SWU	\$82
• 2 ¼" Glides	2G	N/C
Lifts (seat height)		
• 80 mm pneumatic lift (16 ¼" - 19 ¼")	80MM	N/C
• 100 mm pneumatic lift (16 ¾" - 20 ¾")	100MM	N/C
• 140 mm pneumatic lift (18" - 23 ¼")	140MM	N/C
Additional Options		
• Tilt 2 Mechanism (Turn knob back height adjustment add 2 ¼")	TILT2	\$50
• Tilt 2 Mechanism 2 ½" seat slider (adds 1 ½" to seat height)**	SSLF	\$123
• Adjustable headrest*	AHR	\$466

- Standard on fabric upholstery. Only available on vinyl upholstery by request with a \$23 upcharge.
- † Comes standard with single layer high-friction mesh backrest.

- * Uses black Nytek upholstery. Vinyl upholstery is not permitted.
- ** Only available with Tilt 2 option.

ecoCentric™ Mesh

Synchro Tilt Series



RECOMMENDED ARMS



3" Adjustable T-Arm
3ATAOT \$208

For specifications, illustrations and additional arm options, see pages 105-110.

SEAT SIZE OPTIONS

- Extra Small XSS** \$92
(17 ½"w x 15 ½"d)
- Small SS** N/C
(18 ½"w x 17"d)
- Standard LS** N/C
(20"w x 19"d)
- Plus Size PS** \$92
(22"w x 19"d)
- Extra Long XLS** \$92
(20"w x 21"d)

For graded in upholstery choices see page 118.

LIST PRICE	List Price	eco-MESH-ST
	• Grade 1/COM (yd) or Mesh Seat	\$1,032 (1)
	• Grade 2	\$1,047
	• Grade 3	\$1,062
	• Grade 4	\$1,077
	• Grade 5	\$1,092
	• Nymatrix (Nymatrix is for use on the seat only).**	\$1,137
• Leather	\$1,292	

STANDARD SPECIFICATIONS	Backrest	eco-MESH-ST
	• Breathable double mesh backrest.	19 ¼"w x 23"h
	• 4" of adjustable lumbar support	•
	Seat	•
	• Molded polyurethane high resilient foam	•
	• Eight ply hardwood seat structure	•
	• Tailored upholstery on seat pan*	20"w x 19"d
	Synchro Tilt Mechanism	•
	• Seat tilt lock out	•
	• Free float	•
• Synchro 2:1 ratio	•	
• Adjustable spring tension	•	
• 2" Depth adjustable seat slider	•	
Pneumatic Lift (seat height)	•	
• 125 mm pneumatic lift (16" - 20 ½")	•	
Base	•	
• 26" Glass reinforced nylon mid-profile base	•	
• 5 Dual wheel nylon casters 2	•	
Measurements	56 lbs/11.7 cu.ft	
• Boxed weight/size		

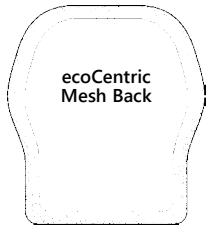
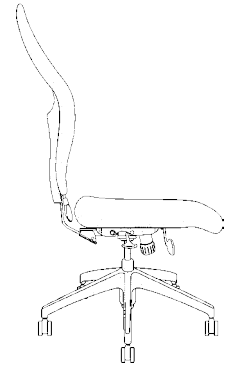
OPTIONS	Seat	Upcharge	
	• Energy absorbant memory foam	EA	\$92
	• Triple density foam (adds ¼" to seat width & depth)	TDF	\$76
	• Non-tailored seat pan	NTS	N/C
	Base/Glides/Casters		
	• 26" Polished aluminum mid-profile base	PMB	\$198
	• 26" Glass reinforced nylon base	26NB	(\$12)
	• Dual wheel nylon casters	NC	N/C
	• Dual wheel urethane casters	UC	\$54
	• Silver accent casters	CAC	\$113
	• Dual wheel urethane casters 2	UC2	\$54
	• 2 ¼" Glides	2G	N/C
	Lifts (seat height)		
	• 80 mm pneumatic lift (14 ¾" - 18")	80MM	N/C
	• 100 mm pneumatic lift (15 ¼" - 19")	100MM	N/C
	• 125 mmLT pneumatic lift (14 ¾" - 19")	125MMLT	N/C
	• 140 mm pneumatic lift (17" - 22 ¼")	140MM	N/C
	Additional Options		
• Adjustable headrest*	AHR	\$466	

♦ Standard on fabric upholstery. Only available on vinyl upholstery by request with a \$23 upcharge.
 † Comes standard with single layer high-friction mesh backrest.
 * Uses black Nytek upholstery. Vinyl upholstery is not permitted.

** Specifying Nymatrix on a seat with a different backrest upholstery is considered Combination Upholstery. To calculate the price of the chair, add the price for a full chair in the grade of the backrest material and a full chair in Nymatrix and divide by 2.

ecoCentric™ Mesh

Boardroom Series



RECOMMENDED ARMS



3" Adjustable T-Arm
3ATAOT \$208

For specifications, illustrations and additional arm options, see pages 105-110.

SEAT SIZE OPTIONS

Extra Small XSS \$92
(17 ½"w x 15 ½"d)

Small SS N/C
(18 ½"w x 17"d)

Standard LS
N/C (20"w x 19"d)

Plus Size PS \$92
(22"w x 19"d)

Extra Long XLS \$92
(20"w x 21"d)

For graded in upholstery choices see page 116.

LIST PRICE	List Price	eco-MESH-BR
	<ul style="list-style-type: none"> Grade 1/COM (yd) or Mesh Seat Grade 2 Grade 3 Grade 4 Grade 5 Nymatrix (Nymatrix is for use on the seat only).** Leather 	<ul style="list-style-type: none"> \$985 (1) \$1,000 \$1,015 \$1,030 \$1,045 \$1,090 \$1,290

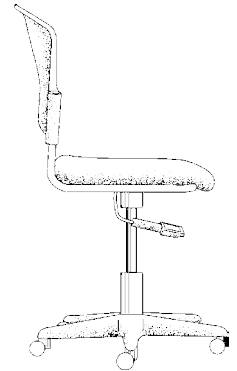
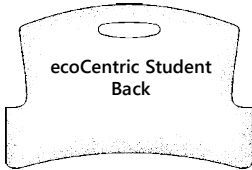
STANDARD SPECIFICATIONS	Backrest	eco-MESH-BR
	<ul style="list-style-type: none"> Breathable double mesh backrest. 4" Of adjustable lumbar support 	19 ¾"w x 23"h
Seat	<ul style="list-style-type: none"> Molded polyurethane high resilient foam Eight ply hardwood seat structure Tailored upholstery on seat pan* 	20"w x 19"d
Boardroom Mechanism	<ul style="list-style-type: none"> Seat height Single lock free float Adjustable spring tension 	
Pneumatic Lift (seat height)	<ul style="list-style-type: none"> 125 mm pneumatic lift (16 ¼" - 20 ¾") 	
Base	<ul style="list-style-type: none"> 26" Glass reinforced nylon mid-profile base 5 Dual wheel nylon casters 2 	
Measurements	<ul style="list-style-type: none"> Boxed weight/size 	56 lbs/11.7 cu.ft

OPTIONS	Seat	Upcharge	
	<ul style="list-style-type: none"> Triple density foam seat (adds ¼" to seat width & depth) Single layer high-friction mesh seat (20"w x 18 ½"d)[‡] Non-tailored seat pan 	<ul style="list-style-type: none"> TDF MS NTS 	<ul style="list-style-type: none"> \$76 N/C N/C
Base/Glides/Casters	<ul style="list-style-type: none"> 26" Polished aluminum base 26" Glass reinforced nylon base Silver accent casters Dual wheel urethane casters Single wheel nylon casters Single wheel urethane casters 2 ¼" Glides 	<ul style="list-style-type: none"> 26PB 26NB CAC UC SW SWU 2G 	<ul style="list-style-type: none"> \$198 (\$12) \$113 \$54 \$74 \$82 N/C
Lifts (seat height)	<ul style="list-style-type: none"> 80 mm pneumatic lift (15 ¼" - 18 ¼") 100 mm pneumatic lift (15 ¾" - 19 ¾") 140 mm pneumatic lift (17" - 22 ¼") 	<ul style="list-style-type: none"> 80MM 100MM 140MM 	<ul style="list-style-type: none"> N/C N/C N/C
Additional Options	<ul style="list-style-type: none"> Adjustable headrest * 	<ul style="list-style-type: none"> AHR 	<ul style="list-style-type: none"> \$466

♦ Standard on fabric upholstery. Only available on vinyl upholstery by request with a \$23 upcharge.
 ‡ Comes standard with single layer high-friction mesh backrest.
 * Uses black Nytek upholstery. Vinyl upholstery is not permitted.

ecoCentric™

Student Series



LIST PRICE	List Price	eco-STUDENT
	• (18"w x 18.5"d)/COM (yd)	\$429 (1)
	• Upholstered Seat (18 ½"w x 19 ½"d)/COM (yd)	\$516 (1)
	• IC plus [†] Seat (18 ½"w x 19 ½"d)	\$607

STANDARD SPECIFICATIONS	Backrest	eco-STUDENT
	<ul style="list-style-type: none"> Dual curve back Unique scalloped indentations for the spine Handle in back for easy movement 	20"w x 12 ½"h
	Back and Seat frame	
	<ul style="list-style-type: none"> 14 Gauge, ⅞" steel tube frame Black textured semi-gloss powder coat paint 	
	Seat	
	<ul style="list-style-type: none"> Dual curve waterfall seat in black Unique scalloped indentations for the seat bones 	18"w x 18 ½"d
	Seat Height Mechanism	
	<ul style="list-style-type: none"> Seat height 	
	Pneumatic Lift (seat height)	
	<ul style="list-style-type: none"> 125 mm pneumatic lift (14 ½" - 19 ½") 	
Base		
<ul style="list-style-type: none"> 24" Glass reinforced nylon base 5 Dual wheel nylon casters 		
Measurements		
<ul style="list-style-type: none"> Boxed weight/size Ships 2 per carton 	55 lbs/10 ½ cu.ft 110 lbs	

OPTIONS	Base/glides/casters		Upcharge
	• 26" Glass reinforced nylon base	26NB	\$41
	• Dual wheel urethane casters	UC	\$54
	• Single wheel nylon casters	SW	\$74
	• Single wheel urethane casters	SWU	\$82
	• 2 ¾" Glides	2G	N/C
	Lifts (seat height)		
	• 80 mm pneumatic lift (13 ½" - 16 ½")	80MM	N/C
	• 100 mm pneumatic lift (14" - 17 ½")	100MM	N/C
	• 140 mm pneumatic lift (15 ¾" - 20 ¾")	140MM	N/C
	• 157 mm pneumatic lift (17 ¼" - 23 ¼")	157MM	\$50
	• 200 mm pneumatic lift (20 ½" - 27 ½")*	200MM	\$50
	• 267 mm pneumatic lift (23" - 33")*	267MM	\$54
	Additional Options		
	• 20" diameter height adjustable footring. (For use as a Foot Rest on 200mm and 267mm lifts only)	20FR	\$198
• 20" diameter ergoCentric height adjustable footring. (For use as a Foot Rest on 157mm lifts or higher)	ERGOFR	\$257	

* Requires upgrade to 26" base for stability. Glides recommended with these lift options.

ergoForce™

The only office chair designed specifically for law enforcement.

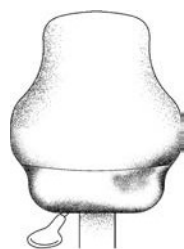
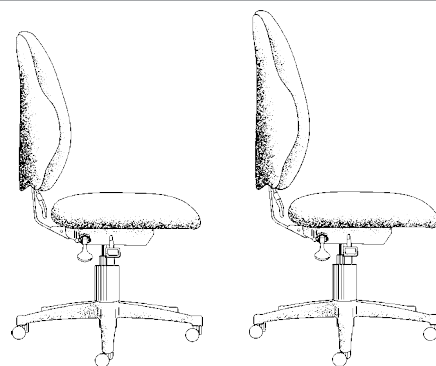
The unique design of the ergoForce backrest accommodates the uniform requirements of professionals wearing a work belt, while providing them the freedom of movement required for multiple tasks.

Ideal for duty belts, the ergoForce is available in Dedicated Task, Multi Tilt, Synchro Glide and Plus Size models.



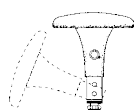
ergoForce™

Dedicated Task Series



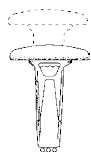
ergoForce Mid-Back
with Abrasion-Resistant
Nytek Strip

RECOMMENDED ARMS



Swing away
Adjustable
T-Arm

SATAOT \$399
Ideal for
duty belts



4\"/>

4ATAOT \$317

For specifications, illustrations
and additional arm options,
see pages 105-110.

SEAT SIZE OPTIONS

Extra Small XSS**** \$92

(17 ½" w x 15 ½" d)

Small SS N/C

(18 ½" w x 17" d)

Plus Size PS \$92

(22" w x 19" d)

Extra Long XLS*** \$92

(20" w x 21" d)

Extra Deep XPS \$92

(22" w x 21" d)

For graded in upholstery
choices see page 116.

LIST PRICE	List Price	eForce-MB-DT	eForce-HB-DT
	• Grade 1/COM (yd)		\$1,086 (1 ½)
• Grade 2		\$1,116	\$1,341
• Grade 3		\$1,146	\$1,376
• Grade 4		\$1,176	\$1,411
• Grade 5		\$1,206	\$1,446
• Open House fabric with Abrasion-Resistant Nytek Strip on backrest and back of seat.**		\$1,196	\$1,441

STANDARD SPECIFICATIONS	Backrest	eForce-MB-DT	eForce-HB-DT
	• 5" Patented back height adjustment system	•	•
• Fully upholstered dual curve backrest	15 ½" w x 19" h	19" w x 26" h	
Seat			
• Dual density molded polyurethane foam	•	•	
• Eight ply hardwood seat structure	•	•	
• Tailored upholstery on seat pan*	20" w x 19" d	20" w x 19" d	
Dedicated Task 2 Mechanism			
• Independent back angle adjustment	•	•	
• Seat angle adjustment	•	•	
• Seat height	•	•	
Pneumatic Lift (seat height)			
• 140 mm pneumatic lift (14 ¾" - 19 ¼")	•	•	
Base			
• 27" Hercules glass reinforced nylon base	•	•	
• 5 Dual wheel nylon casters	•	•	
Measurements			
• Boxed weight/size	42 lbs/6.7 cu.ft	47 lbs/11.7 cu.ft	

OPTIONS	Seat	Upcharge	
	• Energy absorbant memory foam	EA	\$92
• Triple density foam (adds ¼" To seat width & depth)	TDF	\$76	
• 2 ½" Seat slider (adds 1 ½" to seat height)†	SSLF	\$123	
• Non-tailored seat pan	NTS	N/C	
Base/ Glides/ Casters			
• Silver accent casters	CAC	\$113	
• Dual wheel urethane casters	UC	\$54	
• Single wheel nylon casters	SW	\$74	
• Single wheel urethane casters	SWU	\$82	
• 2 ¼" Glides	2G	N/C	
Lifts (seat height)			
• 125 mm pneumatic lift (14" - 18 ½")	125MM	N/C	
• 157 mm pneumatic lift (17" - 21 ½")	157MM	\$50	
Additional Options			
• Air lumbar	AL	\$189	
• Air thoracic	AT	\$222	
• Air thoracic and air lumbar (High-Back only)	ATL	\$370	
• Adjustable headrest *	AHR	\$466	
• 20" diameter ergoCentric height adjustable footing. (For use as a Foot Rest on 157mm lifts or higher)	ERGOFR	\$257	

** Abrasion resistant Nytek Strip on bottom of backrest MB 5" h - HB 12" h

**** 3" Adjustable T-Arms recommended with this option 3ATAOT

*** Not available with seat slider option

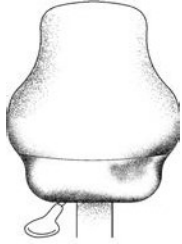
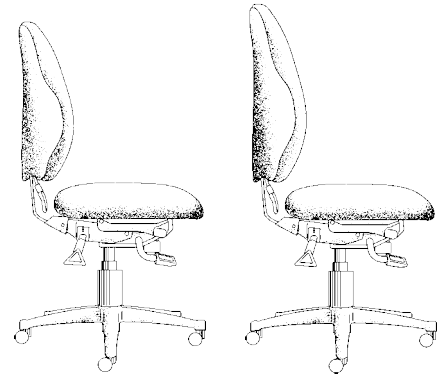
† 1 ½" Seat Slider when used with an Extra Small Seat XSS

* Standard on fabric upholstery. Only available on vinyl upholstery by request with a \$23 upcharge.

* Uses the fabric Nytek in black. Vinyl upholstery is not permitted.

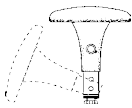
ergoForce™

Synchro Glide Series



ergoForce Mid-Back with Abrasion-Resistant Nytek Strip

RECOMMENDED ARMS



Swing away Adjustable T-Arm
SATAOT \$399
Ideal for duty belts



4" Adjustable T-Arm
4ATAOT \$317

For specifications, illustrations and additional arm options, see pages 105-110.

SEAT SIZE OPTIONS

- Extra Small XSS****** \$92 (17 ½"w x 15 ½"d)
- Small SS** N/C (18 ½"w x 17"d)
- Plus Size PS** \$92 (22"w x 19"d)
- Extra Long XLS***** \$92 (20"w x 21"d)
- Extra Deep XPS** \$92 (22"w x 21"d)

For graded in upholstery choices see page 116.

LIST PRICE	List Price	eForce-MB-SG	eForce-HB-SG
	<ul style="list-style-type: none"> • Grade 1/COM (yd) • Grade 2 • Grade 3 • Grade 4 • Grade 5 • Open House fabric with Abrasion-Resistant Nytek Strip on backrest and back of seat.** 	\$1,401 (1 ½)	\$1,621 (2)

STANDARD SPECIFICATIONS	Backrest	eForce-MB-SG	eForce-HB-SG
	<ul style="list-style-type: none"> • 5" Patented back height adjustment system • Fully upholstered dual curve backrest 	• 15 ½"w x 19"h	• 19"w x 26"h
	Seat		
<ul style="list-style-type: none"> • Dual density molded polyurethane foam • Eight ply hardwood seat structure • Tailored upholstery on seat pan* 	• 20"w x 19"d	• 20"w x 19"d	
	Synchro Glide Mechanism		
<ul style="list-style-type: none"> • Seat tilt lock out • Free float • Independent back angle adjustment • Synchro 2:1 ratio • Adjustable spring tension • 2 ½" Depth adjustable seat slider 	• • • • • •	• • • • • •	
	Pneumatic Lift (seat height)		
<ul style="list-style-type: none"> • 125 mm pneumatic lift (18" - 23") 	•	•	
	Base		
<ul style="list-style-type: none"> • 27" Hercules glass reinforced nylon base • 5 Dual wheel nylon casters 	• •	• •	
	Measurements		
<ul style="list-style-type: none"> • Boxed weight/size 	52 lbs/6.7 cu.ft	57 lbs/11.7 cu.ft	

OPTIONS	Seat	Upcharge	
	<ul style="list-style-type: none"> • Energy absorbant memory foam • Triple density foam (adds ¼" To seat width & depth) • Non-tailored seat pan 	EA TDF NTS	\$92 \$76 N/C
	Base/ Glides/ Casters		
<ul style="list-style-type: none"> • 26" Polished aluminum base • Silver accent casters • Dual wheel urethane casters • Single wheel nylon casters • Single wheel urethane casters • 2 ¼" Glides 	26PB CAC UC SW SWU 2G	\$198 \$113 \$54 \$74 \$82 N/C	
	Lifts (seat height)		
<ul style="list-style-type: none"> • 80 mm pneumatic lift (17 ¼" - 20 ¼") • 100 mm pneumatic lift (17 ½" - 21") • 140 mm pneumatic lift (19" - 24 ½") 	80MM 100MM 140MM	N/C N/C N/C	
	Additional Options		
<ul style="list-style-type: none"> • Air lumbar • Air thoracic • Air thoracic and air lumbar (High-Back only) • Adjustable headrest * 	AL AT ATL AHR	\$189 \$222 \$370 \$466	

** Abrasion resistant Nytek Strip on bottom of backrest MB 5"h - HB 12"h

**** 3" Adjustable T-Arms recommended with this option 3ATAOT

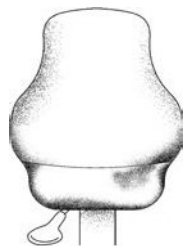
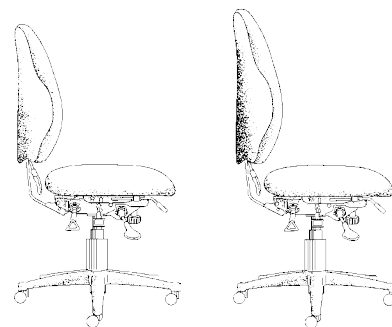
*** Not available with seat slider option

* Standard on fabric upholstery. Only available on vinyl upholstery by request with a \$23 upcharge.

* Uses the fabric Nytek in black.Vinyl upholstery is not permitted.

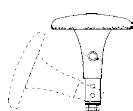
ergoForce™

Multi Tilt Series



ergoForce Mid-Back with Abrasion-Resistant Nytek Strip

RECOMMENDED ARMS



Swing away Adjustable T-Arm
SATAOT \$399
Ideal for duty belts



4\"/>

For specifications, illustrations and additional arm options, see pages 105-110.

SEAT SIZE OPTIONS

- Extra Small XSS****** \$92 (17 ½" w x 15 ½" d)
- Small SS** N/C (18 ½" w x 17" d)
- Plus Size PS** \$92 (22" w x 19" d)
- Extra Long XLS***** \$92 (20" w x 21" d)
- Extra Deep XPS** \$92 (22" w x 21" d)

For graded in upholstery choices see page 116.

LIST PRICE	List Price	eForce-MB-MT	eForce-HB-MT
	<ul style="list-style-type: none"> • Grade 1/COM (yd) • Grade 2 • Grade 3 • Grade 4 • Grade 5 • Open House fabric with Abrasion-Resistant Nytek Strip on backrest and back of seat.** 	\$1,289 (1 ½)	\$1,509 (2)
		\$1,319	\$1,544
		\$1,349	\$1,579
		\$1,379	\$1,614
		\$1,409	\$1,649
		\$1,399	\$1,644

STANDARD SPECIFICATIONS	Backrest	eForce-MB-MT	eForce-HB-MT
	<ul style="list-style-type: none"> • 5" Patented back height adjustment system • Fully upholstered dual curve backrest 	• 15 ½" w x 19" h	• 19" w x 26" h
	Seat		
<ul style="list-style-type: none"> • Dual density molded polyurethane foam • Eight ply hardwood seat structure • Tailored upholstery on seat pan* 	• • 20" w x 19" d	• • 20" w x 19" d	
	Multi Tilt Mechanism		
<ul style="list-style-type: none"> • Infinite lock free float • Back angle adjustment • Adjustable spring tension • Infinite forward tilt lock out • 2 ½" Depth adjustable seat slider 	• • • • •	• • • • •	
	Pneumatic Lift (seat height)		
<ul style="list-style-type: none"> • 125 mm pneumatic lift (16 ½" - 21 ½") 	•	•	
	Base		
<ul style="list-style-type: none"> • 27" Hercules glass reinforced nylon base • 5 Dual wheel nylon casters 	• •	• •	
	Measurements		
<ul style="list-style-type: none"> • Boxed weight/size 	49 lbs/6.7 cu.ft	54 lbs/11.7 cu.ft	

OPTIONS	Seat	Upcharge
	<ul style="list-style-type: none"> • Energy absorbant memory foam • Triple density foam (adds ¼" To seat width & depth) • Non-tailored seat pan 	EA TDF NTS
	Base / Glides / Casters	
<ul style="list-style-type: none"> • 26" Polished aluminum base • Silver accent casters • Dual wheel urethane casters • Single wheel nylon casters • Single wheel urethane casters • 2 ¼" Glides 	26PB CAC UC SW SWU 2G	\$198 \$113 \$54 \$74 \$82 N/C
	Lifts (seat height)	
<ul style="list-style-type: none"> • 80 mm pneumatic lift (15 ¾" - 18 ¾") • 100 mm pneumatic lift (16" - 19 ½") • 140 mm pneumatic lift (17 ½" - 23") 	80MM 100MM 140MM	N/C N/C N/C
	Additional Options	
<ul style="list-style-type: none"> • Air lumbar • Air thoracic • Air thoracic and air lumbar (High-Back only) • Adjustable headrest * 	AL AT ATL AHR	\$189 \$222 \$370 \$466

** Abrasion resistant Nytek Strip on bottom of backrest MB 5" h - HB 12" h

**** 3" Adjustable T-Arms recommended with this option 3ATAOT

*** Not available with seat slider option

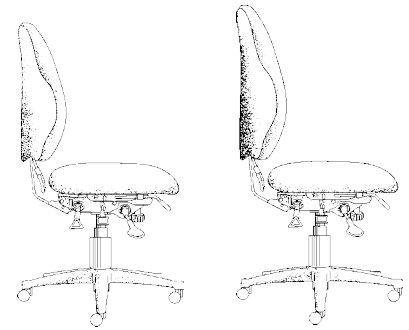
• Standard on fabric upholstery. Only available on vinyl upholstery by request with a \$23 upcharge.

* Uses the fabric Nytek in black. Vinyl upholstery is not permitted.

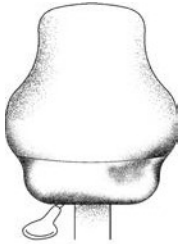


ergoForce™

24 Hour Multi Tilt Series



Warranted for 24 Hour multi shift applications of users weighing up to 300 lbs



ergoForce Mid-Back with Abrasion-Resistant Nytek Strip

RECOMMENDED ARMS



4" Adjustable T-Arm
4ATAOT \$317

For specifications, illustrations and additional arm options, see pages 105-110.

SEAT SIZE OPTIONS

Extra Small XSS**** \$92
(17 ½" w x 15 ½" d)

Small SS N/C
(18 ½" w x 17" d)

Plus Size PS \$92
(22" w x 19" d)

Extra Long XLS*** \$92
(20" w x 21" d)

Extra Deep XPS \$92
(22" w x 21" d)

For graded in upholstery choices see page 116.

LIST PRICE	List Price	eForce-MB-24MT	eForce-HB-24MT
	<ul style="list-style-type: none"> Grade 1/COM (yd) Grade 2 Grade 3 Grade 4 Grade 5 Open House fabric with Abrasion-Resistant Nytek Strip on backrest and back of seat.** 	\$1,684 (1 ½)	\$1,830 (2)
		\$1,714	\$1,865
		\$1,744	\$1,900
		\$1,774	\$1,935
		\$1,804	\$1,970
		\$1,794	\$1,965

STANDARD SPECIFICATIONS	Backrest	eForce-MB-24MT	eForce-HB-24MT
	<ul style="list-style-type: none"> 5" Patented back height adjustment system Heavy duty back bar support Molded polyurethane foam Fully upholstered dual curved backrest 	• • • 15 ½" w x 19" h	• • • 19" w x 26" h
Seat	<ul style="list-style-type: none"> Dual density molded polyurethane foam Eight ply hardwood seat structure Tailored upholstery on seat pan* 	• • 20" w x 19" d	• • 20" w x 19" d
24 Hour Multi Tilt Mechanism	<ul style="list-style-type: none"> Back angle adjustment Adjustable spring tension Forward tilt lock out Infinite lock free float 2 ½" Depth adjustable seat slider 	• • • • •	• • • • •
Pneumatic Lift (seat height)	<ul style="list-style-type: none"> 125 mm pneumatic lift (17 ½" - 22 ½") 	•	•
Base	<ul style="list-style-type: none"> 27" Hercules glass reinforced nylon base 5 Dual wheel nylon casters 	• •	• •
Measurements	<ul style="list-style-type: none"> Boxed weight/size 	67 lbs/6.7 cu.ft	72 lbs/11.7 cu.ft

OPTIONS	Seat	Upcharge	
	<ul style="list-style-type: none"> Energy absorbant memory foam Triple density foam (adds ¼" to seat width & depth) Non-tailored seat pan 	EA TDF NTS	\$92 \$76 N/C
Base / Glides / Casters	<ul style="list-style-type: none"> Silver accent casters Dual wheel urethane casters Single wheel nylon casters Single wheel urethane casters 2 ¼" Glides 	CAC UC SW SWU 2G	\$113 \$54 \$74 \$82 N/C
Lifts (seat height)	<ul style="list-style-type: none"> 80 mm pneumatic lift (17" - 20") 100 mm pneumatic lift (17 ¾" - 20 ¾") 140 mm pneumatic lift (18" - 23 ½") 	80MM 100MM 140MM	N/C N/C N/C
Additional Options	<ul style="list-style-type: none"> Air lumbar Air thoracic Air thoracic and air lumbar (High-Back only) Adjustable headrest * Heavy Duty Task Intensive Mechanism 	AL AT ATL AHR TI	\$189 \$222 \$370 \$466 N/C

** Abrasion resistant Nytek Strip on bottom of backrest MB 5" h - HB 12" h

**** 3" Adjustable T-Arms recommended with this option 3ATAOT

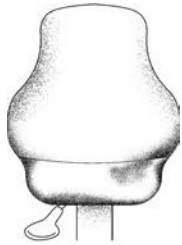
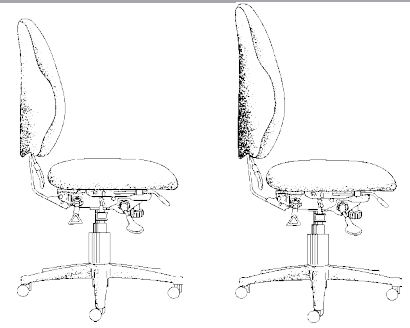
*** Not available with seat slider option

♦ Standard on fabric upholstery. Only available on vinyl upholstery by request with a \$23 upcharge.

* Uses the fabric Nytek in black. Vinyl upholstery is not permitted.

ergoForce™

Plus Size Multi Tilt Series



ergoForce Mid-Back with Abrasion-Resistant Nytek Strip

RECOMMENDED ARMS



4" Adjustable T-Arm
4ATAOT \$317

For specifications, illustrations and additional arm options, see pages 105-110.

SEAT SIZE OPTIONS

Extra Small XSS**** \$92
(17 ½" w x 15 ½" d)

Small SS N/C
(18 ½" w x 17" d)

Plus Size PS N/C
(22" w x 19" d)

Extra Long XLS*** \$92
(20" w x 21" d)

Extra Deep XPS \$92
(22" w x 21" d)

For graded in upholstery choices see page 116.

Warranted for users weighing up to 350 lbs

LIST PRICE	List Price	eForce-MB-PLUS-350MT	eForce-HB-PLUS-350MT
	<ul style="list-style-type: none"> Grade 1/COM (yd) Grade 2 Grade 3 Grade 4 Grade 5 Open House fabric with Abrasion-Resistant Nytek Strip on backrest and back of seat.** 	\$1,739 (2)	\$1,954 (2 ½)
		\$1,769	\$1,989
		\$1,799	\$2,024
		\$1,829	\$2,059
		\$1,859	\$2,094
		\$1,849	\$2,089

STANDARD SPECIFICATIONS	Backrest	eForce-MB-PLUS-350MT	eForce-HB-PLUS-350MT
	<ul style="list-style-type: none"> 5" Patented back height adjustment system Heavy duty back bar support Molded polyurethane foam Fully upholstered dual curved backrest 	• • • •	• • • •
	15 ½" w x 19" h	19" w x 26" h	
Seat	<ul style="list-style-type: none"> Dual density molded polyurethane foam Eight ply hardwood seat structure Tailored upholstery on seat pan* 	• • •	• • •
	22" w x 19" d	22" w x 19" d	
Plus size Multi Tilt Mechanism	<ul style="list-style-type: none"> Back angle adjustment Adjustable spring tension Forward tilt lock out Infinite lock free float 2 ½" Depth adjustable seat slider 	• • • • •	• • • • •
Pneumatic Lift (seat height)	<ul style="list-style-type: none"> 125 mm heavy duty pneumatic lift (17 ½" - 22 ½") 	•	•
Base	<ul style="list-style-type: none"> 27" Hercules glass reinforced nylon base 5 Dual wheel nylon casters 	• •	• •
Measurements	<ul style="list-style-type: none"> Boxed weight/size 	67 lbs/6.7 cu.ft	72 lbs/11.7 cu.ft

OPTIONS	Seat	Upcharge		
	<ul style="list-style-type: none"> Energy absorbant memory foam Triple density foam (adds ¼" to seat width & depth) Non-tailored seat pan 	EA	\$92	
		TDF	\$76	
		NTS	N/C	
Base/Glides/Casters	<ul style="list-style-type: none"> Silver accent casters Dual wheel urethane casters Single wheel nylon casters Single wheel urethane casters 2 ¾" Glides 	CAC	\$113	
		UC	\$54	
		SW	\$74	
		SWU	\$82	
		2G	N/C	
Lifts (seat height)	<ul style="list-style-type: none"> 80 mm heavy duty pneumatic lift (17" - 20") 100 mm heavy duty pneumatic lift (17 ¼" - 20 ¾") 140 mm heavy duty pneumatic lift (18" - 23 ½") 	80MMHD	N/C	
		100MMHD	N/C	
		140MMHD	N/C	
Additional Options	<ul style="list-style-type: none"> Adjustable headrest * Air lumbar Air thoracic Air thoracic and air lumbar (High-Back only) Heavy Duty Task Intensive Mechanism 	AHR	\$466	
		AL	\$189	
		AT	\$222	
		ATL	\$370	
		TI	N/C	

** Abrasion resistant Nytek Strip on bottom of backrest MB 5" h - HB 12" h

**** 3" Adjustable T-Arms recommended with this option 3ATAOT

*** Not available with seat slider option

• Standard on fabric upholstery. Only available on vinyl upholstery by request with a \$23 upcharge.

* Uses the fabric Nytek in black. Vinyl upholstery is not permitted.



24Centric™

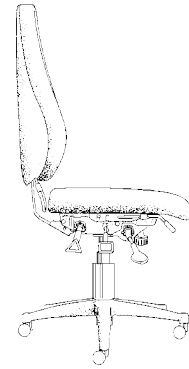
Warranted for continuous
24 hour use.

The 24Centric series is designed to provide exceptional cushioned comfort with the ergonomic support needed for a variety of office tasks. Versatile in its capabilities, the 24Centric's durable design and pleasing aesthetic make the chair well suited for control room use and other 24 hour environments.



24Centric™

24 Hour Multi Tilt Series



24Centric Backrest

RECOMMENDED ARMS



4" Adjustable T-Arm
4ATAOT \$317

For specifications, illustrations and additional arm options, see pages 105-110.

SEAT SIZE OPTIONS

Small 24CSS N/C
(20"w x 17"d)

Large Heavy Duty LSHD
\$129 (24"w x 21"d)

Plus Size 24CPS \$92
(22"w x 21"d)

Extra Wide 24CXW \$92
(22"w x 19"d)

For graded in upholstery choices see page 116.

CONSIDER ADDING

Leg Rest LR \$375 (Grade 1)
For specifications, see page 113.

LIST PRICE	List Price	24C-24MT
	• Grade 1/COM (v)	\$2,161 (2 ½)
	• Grade 2	\$2,201
	• Grade 3	\$2,241
	• Grade 4	\$2,281
	• Grade 5	\$2,321
	• Leather Match	\$2,706
• Leather	\$3,031	

STANDARD SPECIFICATIONS	Backrest	24C-24MT
	• 5" Patented back height adjustment system	•
	• Bolstered fabricated polyurethane foam	•
	• Fully upholstered dual curved backrest	21"w* x 26"h
	Seat	•
	• Dual density polyurethane foam	•
	• Eight ply hardwood seat structure	•
	• Tailored upholstery on seat pan	20"w x 19"d
	24 Hour Multi Tilt Mechanism	•
	• Back angle adjustment	•
• Adjustable spring tension	•	
• Forward tilt lock out	•	
• Infinite lock free float	•	
• 2 ½" Depth adjustable seat slider	•	
Pneumatic Lift (seat height)	•	
• 125 mm pneumatic lift (17 ½" - 23 ½")	•	
Base	•	
• 27" Hercules glass reinforced nylon base	•	
• 5 Dual wheel nylon casters	•	
Measurements	•	
• Boxed weight/size	71 lbs/11.7 cu.ft	

OPTIONS	Seat		Upcharge
	• Triple density foam (adds ½" to seat width & ¾" depth)	TDF	\$76
	Base/Glides/Casters		
	• Silver accent casters	CAC	\$113
	• Dual wheel urethane casters	UC	\$54
	• Single wheel nylon casters	SW	\$74
	• Single wheel urethane casters	SWU	\$89
	• 2 ¼" Glides	2G	N/C
	Lifts (seat height)		
	• 80 mm pneumatic lift (18" - 21")	80MM	N/C
	• 100 mm pneumatic lift (18 ¾" - 21 ¾")	100MM	N/C
	• 140 mm pneumatic lift (19" - 24 ½")	140MM	N/C
	Additional Options		
	• Air lumbar	AL	\$189
	• Air thoracic	AT	\$222
	• Air thoracic and air lumbar	ATL	\$370
• 24Centric adjustable headrest *	24AHR	\$466	
• Heavy Duty Task Intensive Mechanism	TI	N/C	
• Non-tailored seat pan	NTS	N/C	

Warranted for 24 hour multi shift applications of users weighing up to 300lbs

* Uses the fabric Nytek in black. Vinyl upholstery is not permitted.

Stackable & Guest Seating

Designed from top to bottom to be easily cleaned and to maximize space.





healthHcentric Eco Stacker



healthHcentric Stacker



healthHcentric Guest Chair



healthHcentric Hip Chair

healthHcentric stackable and guest seating offer superior infection control features and are backed by a 10 year warranty. The IC Plus PVC-free upholstered seat and under seat seal completely seal the seat pan, including the underside of the seat, to offer a seamless and impermeable solution against liquids and pathogens.

The Upholstered Stacker is designed to provide a comfortable solution for short term waiting areas and guest seating.



DURABLE & COMFORTABLE

Stacker Guest chair frames are made using 14 gauge, 7/8" steel tubing, making them ideal for areas where repetitive use and cleanability is a priority. The frames modular design allows arm options to be specified without any loss of structural integrity. Arms have been tested to greater than 400 lbs of pressure which means they will never loosen in use. Stackable and guest chairs are warranted up to 300 lbs.

healthHcentric stackable and guest chairs are highly durable and cleanable. The seamless IC Plus seat pan is completely sealed underneath. Despite the strength of IC Plus it is soft enough to be comfortable while sitting. Easy to clean, stackable plastic seating is also available. The chairs' design includes scalloped indentations for the spine and buttocks for improved comfort.



ABILITY TO MAXIMIZE SPACE

healthHcentric stackers can be configured to maximize space within waiting areas. Stackers can be ganged with or without arms to create rows or separated to form groupings and temporary seating areas should it be required.



HEALTHCENTRIC GUEST CHAIRS

The healthHcentric Guest Series offers the same durability, comfort and modular design as our regular guest and stackable seating and are designed to match these chair's aesthetics to form a coherent look.

Upholstered healthHcentric Guest chairs are warranted up to 350-500 lbs.



SUPERIOR CLEANABILITY

healthHcentric stackable chairs are designed from top to bottom to be easily cleanable and easily sterilized. The Solid Back Cap provides additional durability and cleanability.

Dimensions

Stacker Model	Overall Width (in)	Overall Depth (in)	Overall Height (in)	Seat Height (in)	Height of Arms from Floor (in)	Width Between Arms (in)	Seat Depth (in)	Chair Weight (lbs)	Chair Weight Capacity (lbs)
healthCentric Eco Stacker, Plastic Seat and Back without Arms	20.25	21	33	17	Not applicable	Not applicable	18.5	17	280
healthCentric Eco Stacker, Plastic Seat and Back with Arms	23.75	21	33	17	26.25	18	18.5	19	280
healthCentric Eco Stacker, Plastic Back and Upholstered Seat without Arms	20.25	21	33	17	Not applicable	Not applicable	18.5	16	280
healthCentric Eco Stacker, Plastic Back and Upholstered Seat with Arms	23.75	21	33	17	26.25	18	18.5	18	280
healthCentric Stacker, Upholstered Back and Seat without Arms	20.25	19.5	33	17	Not applicable	Not applicable	19.5	18	280
healthCentric Stacker, Upholstered Back and Seat with Arms	23.75	19.5	33	17	26.25	18	19.5	20	280
healthCentric Guest, Upholstered Back and Seat with Arms 21"	26	27	36	17	26	23.75	20	41	350
healthCentric Guest, Upholstered Back and Seat with Arms 24"	30	27	36	17	26	26.5	20	43	450
healthCentric Guest, Upholstered Back and Seat with Arms 30"	36	27	36	17	26	32.25	21	47	500
healthCentric Guest, Hip Chair, Upholstered Back and Seat with Arms	23.75	19.5	33	26	31.5	18	19.5	20	280

*Please refer to our **Cross Reference Guide** on page 72 for product change notifications.

COM: Yardage Requirements





Stacker Model	Yardage Seat and Back	Yardage Seat	Yardage Back
healthCentric Eco Stacker, Plastic Back and Upholstered Seat without Arms	Not applicable	1.0	Not applicable
healthCentric Eco Stacker, Plastic Back and Upholstered Seat with Arms	Not applicable	1.0	Not applicable
healthCentric Stacker, Upholstered Back and Seat without Arms	1.25	1.0	1.0
healthCentric Stacker, Upholstered Back and Seat with Arms	1.25	1.0	1.0
healthCentric Guest, Upholstered, Back and Seat with Arms 21"	3.0	1.5	1.5
healthCentric Guest, Upholstered, Back and Seat with Arms 24"	3.5	2.0	2.0
healthCentric Guest, Upholstered, Back and Seat with Arms 30"	4.0	2.5	2.0
healthCentric Guest, Hip Chair, Upholstered Back and Seat with Arms	1.25	1.0	1.0



healthCentric Eco Stacker with Cart Option
Shown without arms. Stackable 6 units high without cart and 10 units high with cart



healthCentric Eco Stacker
Shown with arms

DESCRIPTION/MODEL	ARM TYPE	COM										IC Plus			
		1	2	3	4	5	6	7	8	9	10	11	12		
	Stacker, Plastic Back and Seat														
	health-ECO-STACKER	Without Arms	395												
	Stacker with Arms, Plastic Back and Seat														
	health-ECO-STACKER-A	With Arms	464												
	Stacker, Plastic Back and Upholstered Seat														
	health-ECO-STACKER-UPH	Without Arms	478	488	498	508	518	528	538	548	558	568	578		588
	Stacker with Arms, Plastic Back and Upholstered Seat														
	health-ECO-STACKER-UPH-A	With Arms	548	558	568	578	588	598	608	618	628	638	648		658

*Please refer to our **Cross Reference Guide** on page 72 for product change notifications.

Ordering 5 or more ECO-STACKERS?

Take 15% off list price in addition to regular dealer discount.

Stackers must be shipped in increments of 5 (i.e. 5, 10, 15).

Specifications

Description	health-ECO-STACKER	health-ECO-STACKER-A	Notes
<i>Backrest</i>			
Black Dual Curve Plastic Backrest	20" w x 12.5" h	20" w x 12.5" h	Unique scalloped indentations for the spine. Handle in back for easy movement.
<i>Seat</i>			
Black Dual Curve Waterfall Plastic Seat (PLAS)	18" w x 18.5" d	18" w x 18.5" d	Unique scalloped indentations for the seat bones
Upholstered Seat (STS)	18" w x 19.5" d	18" w x 19.5" d	High Resilient (HR) foam ensures longer-term comfort and no bottoming. Dual curve waterfall seat.
<i>Seat Height</i>	17"	17"	
<i>Frame (Stackable 6 Units High or 10 Units High with Cart Option)</i>			
14 Gauge, 7/8" Steel Tube Frame	•	•	Black
Legs with Durable Custom Glides	•	•	Offers additional stability. See page 67 for Glides information.
Black Textured Semi-Gloss Powder Coat Paint	•	•	
Glass Filled Plastic Arms (Black)	N/A	•	

Options

Description	health-ECO-STACKER	health-ECO-STACKER-A	Option Code	Upcharge	Notes
<i>Backrest</i>					
Gray Plastic Back	•	•	PLABG	No charge	Unique scalloped indentations for the spine. Handle in back for easy movement.
<i>Seat</i>					
Gray Dual Curve Waterfall Plastic Seat	•	•	PLASG	No charge	18" w x 18.5" d Unique scalloped indentations for the seat bones. Available for Plastic back and seat stacker models only
<i>Base/Glides/Casters</i>					
Urethane Stacker Casters	•	•	USC	105	For multi surface use.
<i>Frame</i>					
Gray Stacker Arms	NA	•	GAC	No charge	
Silver Frame	•	•		No charge	See page 13 for more info.
Ganging Brackets (set of 2)	•	•	GB	53	
Cart	•	•	CART	495	23" w x 29.75" l x 14.75" h Stackable 6 units high without cart and 10 units high with cart.
Wall Saver Frame	•	•	WSF	76	Wallsaver frames require a minimum order quantity of 50 and have a 5-8 week lead time





healthcentric Eco Stacker
Gray package with Arms



healthcentric Eco Stacker
standard Black



healthcentric Eco Stacker
Upholstered seat

DESCRIPTION/MODEL	ARM TYPE	COM										IC Plus**		
		1	2	3	4	5	6	7	8	9	10		11	12
	Stacker, Upholstered Back and Seat, Solid Back Cap													
	health-STACKER-PB	Without Arms	594	609	624	639	654	669	684	699	714	729	744	759
	Stacker with Arms, Upholstered Back and Seat, Solid Back Cap													
	health-STACKER-PB-A	With Arms	663	678	693	708	723	738	753	768	783	798	813	828

*Please refer to our **Cross Reference Guide** on page 72 for product change notifications.

**IC Plus Can only be specified on the seat and is not available for the backrest. Additional upholstery is required for the backrest when IC Plus is specified on the seat. In order to calculate the price of the unit, find the average price of the IC Plus and the backrest upholstery price.

Specifications

Description	health-STACKER-PB	health-STACKER-PB-A	Notes
<i>Backrest</i>			
Dual Curve Backrest	19" w x 15.5" h	19" w x 15.5" h	Upholstered backrest. Back brackets are concealed except when upholstered in vinyl or PVC free fabrics.
Black Solid Back Cap	•	•	
<i>Seat</i>			
Upholstered Seat	18.5" w x 19.5" d	18.5" w x 19.5" d	High Resilient (HR) foam ensures longer-term comfort and no bottoming. Dual curve waterfall seat.
<i>Seat Height</i>			
	17"	17"	
<i>Frame (Stackable 6 Units High or 10 Units High with Cart Option)</i>			
14 Gauge, 7/8" Steel Tube Frame	•	•	Black
Legs with Durable Custom Glides	•	•	Offers additional stability. See page 67 for Glides information.
Black Textured Semi-Gloss Powder Coat Paint	•	•	
Glass Filled Urethane Arms (Black)	N/A	•	



healthCentric Stacker with Optional Casters
Chair can be stacked with casters

Ordering 5 or more health-STACKERS?

Take 15% off list price in addition to regular dealer discount.

Stackers must be shipped in increments of 5 (i.e. 5, 10, 15).



healthCentric Stacker with Arms
Shown with Silver Frame option

Options

Description	health-STACKER-PB	health-STACKER-PB-A	Option Code	Upcharge	Notes
<i>Base/Glides/Casters</i>					
Urethane Stacker Casters	•	•	USC	105	For multi surface use.
<i>Frame</i>					
Gray Stacker Arms	NA	•	GAC	No charge	
Silver Frame	•	•		No charge	See page 13 for more info.
Ganging Brackets (set of 2)	•	•	GB	53	
Cart	•	•	CART	495	23" w x 29.75" l x 14.75" h Stackable 6 units high without cart and 10 units high with cart.
Wall Saver Frame	•	•	WSF	76	Wallsaver frames require a minimum order quantity of 50 and have a 5-8 week lead time




Cart Option

Stackable 6 units high without cart and 10 units high with cart

healthCentric Stacker without Arms



DESCRIPTION/MODEL	COM										IC Plus	
	1	2	3	4	5	6	7	8	9	10	11	12
21" healthCentric Guest with Arms, Upholstered Back and Seat												
 health-GUEST-21	872	892	912	932	952	972	992	1,012	1,032	1,052	1,072	1,092
24" healthCentric Guest with Arms, Upholstered Back and Seat												
health-GUEST-24	945	970	995	1,020	1,045	1,070	1,095	1,120	1,145	1,170	1,195	1,220
30" healthCentric Guest with Arms, Upholstered Back and Seat												
health-GUEST-30	1,020	1,050	1,080	1,110	1,140	1,170	1,200	1,230	1,260	1,290	1,320	1,350

*Please refer to our **Cross Reference Guide** on page 72 for product change notifications.

**IC Plus Can only be specified on the seat and is not available for the backrest. Additional upholstery is required for the backrest when IC Plus is specified on the seat. In order to calculate the price of the unit, find the average price of the IC Plus and the backrest upholstery price.

Specifications

Description	health-GUEST	Notes
<i>Backrest</i>		
Dual Curve healthCentric Backrest 21"	21" w x 17" h	Upholstered backrest. Back brackets are concealed except when upholstered in vinyl or PVC free fabrics.
Dual Curve healthCentric Backrest 24"	24" w x 17" h	
Dual Curve healthCentric Backrest 30"	30" w x 17" h	
<i>healthCentric Guest Seat</i>		
Upholstered Seat 21"	21" w x 20" d	High Resilient (HR) foam ensures longer-term comfort and no bottoming.
Upholstered Seat 24"	24" w x 20" d	
Upholstered Seat 30"	30" w x 20" d	Dual curve waterfall seat.
<i>Seat Height</i>	17"	
<i>Frame</i>		
10 Gauge, 7/8" Steel Tube Frame	•	Black
Kick Back Wall Saver Legs with Durable Custom Glides	•	Offers additional stability. See page 67 for Glides information.
Black Textured Semi-Gloss Powder Coat Paint	•	
Glass Filled Urethane Arms (Black)	•	

healthCentric Guest 21"
Optional Silver Frame
Weight Capacity 350 lbs



Options

Description	Option Code	Upcharge	Notes
<i>Frame</i>			
Gray Stacker Arms	GAC	No charge	
Silver Frame		No charge	See page 13 for more info.
Ganging Brackets (set of 2)	GB	53	




healthCentric Guest 21"
Optional Silver Frame
Weight Capacity 350 lbs



healthCentric Guest 24"
Optional Silver Frame
Weight Capacity 450 lbs



healthCentric Guest 30"
Optional Silver Frame
Weight Capacity 500 lbs

DESCRIPTION/MODEL	ARM TYPE	COM											IC Plus**	
		1	2	3	4	5	6	7	8	9	10	11		12
	Hip Chair with Arms, Upholstered Back and Seat, Solid Back Cap													
	health-HIP	with Arms	1,182	1,207	1,232	1,257	1,282	1,307	1,332	1,357	1,382	1,407	1,432	1,457

*Please refer to our **Cross Reference Guide** on page 72 for product change notifications.

**IC Plus Can only be specified on the seat and is not available for the backrest. Additional upholstery is required for the backrest when IC Plus is specified on the seat. In order to calculate the price of the unit, find the average price of the IC Plus and the backrest upholstery price.

Specifications

Description	health-HIP	Notes
<i>Backrest</i>		
Dual Curve Backrest	19" w x 15.5" h	Upholstered backrest. Back brackets are concealed except when upholstered in vinyl or PVC free fabrics.
Black Solid Back Cap	•	
<i>Seat</i>		
Upholstered Seat	18.5" w x 19.5" d	High Resilient (HR) foam ensures longer-term comfort and no bottoming. Dual curve waterfall seat.
Seat Height	26"	The foot rest is 9" from the floor.
<i>Frame</i>		
14 Gauge, 7/8" Steel Tube Frame	•	Black
Legs with Durable Custom Glides	•	Offers additional stability. See page 67 for Glides information.
Black Textured Semi-Gloss Powder Coat Paint	•	
Glass Filled Urethane Arms (Black)	•	



healthCentric Hip Chair
Standard Black



healthCentric Hip Chair
Optional Silver Frame and Gray Arms

Options

Description	Option Code	Upcharge	Notes
<i>Frame</i>			
Gray Stacker Arms	GAC	No charge	
Silver Frame		No charge	See page 13 for more info.
Ganging Brackets (set of 2)	GB	53	



ARMS

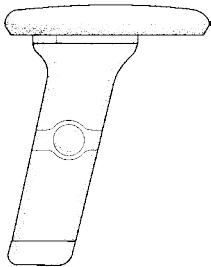
Arms

Arm supports help stabilize the upper body thereby reducing the negative static muscle activity and assist in getting in and out of the chair. Arm supports that adjust in and out as well as up and down help ensure the weight of your arms is comfortably supported and reduce stress on your neck and shoulders.

ARM TYPE	CODE	PAGE
Height Adjustable	TC 4ATC	105
	4ATAOT 3ATAOT SATAOT TATA	106
Height & Swivel Adjustable	TC360 4ATC360 SWV	107
	3SWVOT SATASWV	108
Height & Lateral	TCL	108
	4ATCL	109
Height, Lateral & Swivel	TCL360 4ATCL60	109
Non-Adjustable	E500 BRAR	110

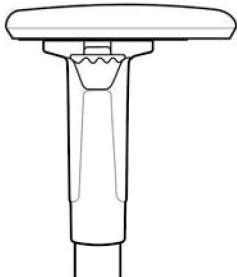
Height Adjustable

TC ARMREST - TCENTRIC 4" HEIGHT ADJUSTABLE



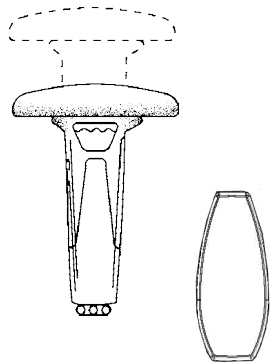
SPECIFICATIONS			LIST PRICE
	<ul style="list-style-type: none"> Cushioned finger tip adjustment Solid ¼" thick spring steel frame, epoxy powder coated black Arms width adjustable 2" per arm Arm height adjustable from seat pan 5 ¾" - 9 ¾" Arm pad: Polyurethane arm pad 5" w x 10" l 	TC	
OPTIONS	Arm pads		UPCHARGE
	<ul style="list-style-type: none"> Light Grey tCentric height adjustable armrest 	TCG	

4ATC ARMREST - 4 ½" HEIGHT ADJUSTABLE



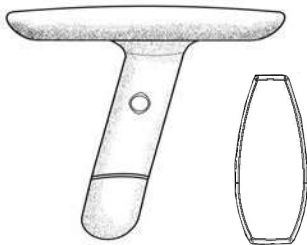
SPECIFICATIONS			LIST PRICE
	<ul style="list-style-type: none"> Finger trigger adjustment Solid ¼" thick spring steel frame, epoxy powder coated black Arms width adjustable 2" per arm Arm height adjustable from seat pan 7" - 11 ½" Arm pad: Polyurethane arm pad 5" w x 10" l 	4ATC	

4ATAOT ARMREST - 4" HEIGHT ADJUSTABLE



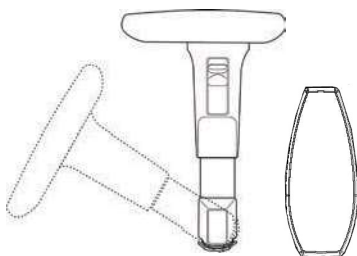
		LIST PRICE
SPECIFICATIONS	<ul style="list-style-type: none"> Finger trigger adjustment Solid ¼" thick spring steel frame, epoxy powder coated black Arms width adjustable 2" per arm Arm height adjustable from seat pan 5 ¼"-9 ¼" Arm pad: Polyurethane oval tube arm cap 4 ¼"w x 10 ⅝"l 	4ATAOT \$317
	Arm pads	
OPTIONS	<ul style="list-style-type: none"> Oval tube polyurethane short arm pad 4 ¼"w x 9"l 	4ATAOTSH \$332
	Bracket	UPCHARGE
	<ul style="list-style-type: none"> 1" Lower arm 2" Higher arm 	EDD \$33 NDD \$33

3ATAOT ARMREST - 3" HEIGHT ADJUSTABLE



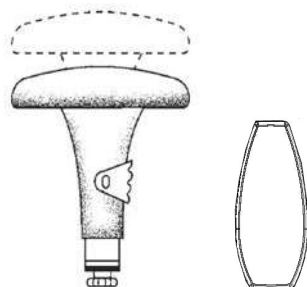
		LIST PRICE
SPECIFICATIONS	<ul style="list-style-type: none"> Finger tip adjustment Solid ¼" thick spring steel frame, epoxy powder coated black Arms width adjustable 2" per arm Arm height adjustable from seat pan 6" - 9" Oval tube polyurethane arm pad 4 ¼"w x 10 ⅝"l 	3ATAOT \$208
	Arm pads	
OPTIONS	<ul style="list-style-type: none"> Short polyurethane arm pad 4 ¼" w x 9"l 	3ATAOTSH \$208
	<ul style="list-style-type: none"> Oval upholstered arm pad 5 ¼" w x 10"l 	3ATAOV \$248

SATAOT ARMREST - SWING AWAY, HEIGHT ADJUSTABLE



		LIST PRICE
SPECIFICATIONS	<ul style="list-style-type: none"> Finger trigger adjustment Swing away, finger adjustment Solid ¼" thick steel frame, epoxy powder coated black Arms width adjustable 2" per arm Arm height adjustment from seat pan 7 ¾" – 10 ½" Arm pad: Polyurethane oval tube arm cap 4 ½"w x 10 ⅝"l 	SATAOT \$399
	<ul style="list-style-type: none"> See pages 109-110 for optional upholstered arm pads 	
	<ul style="list-style-type: none"> ESD (available for the Ergo F and 2F ESD) 	SATAESD \$425

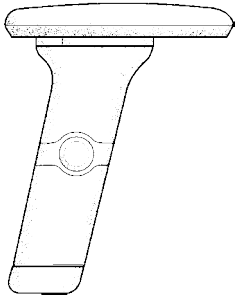
TATA ARMREST - HEIGHT ADJUSTABLE



		LIST PRICE
SPECIFICATIONS	<ul style="list-style-type: none"> Finger trigger adjustment Solid ¼" thick spring steel frame, epoxy powder coated black Arms width adjustable 2" per arm Arm height adjustment from seat pan 5 ¾" – 8 ¾" Arm pad: Polyurethane oval tube arm cap 4 ½"w x 10 ⅝"l Available for the Ergo F and 2F ESD 	TATAESD \$300

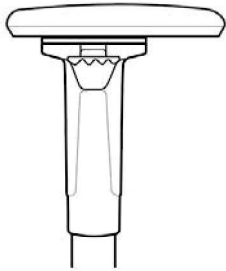
Height & Swivel Adjustable

TC360 ARMREST - TCENTRIC HEIGHT & SWIVEL ADJUSTABLE



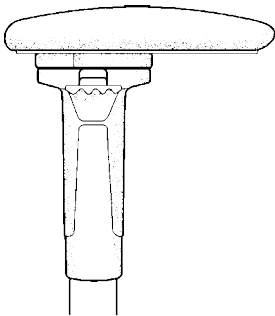
		LIST PRICE	
SPECIFICATIONS	<ul style="list-style-type: none"> Cushioned finger tip adjustment Proprietary swivel adjustment rotates 360° > When rotated 180° the forearm pad moves 2" forward Solid ¼" thick spring steel frame, epoxy powder coated black Arms width adjustable 2" per arm Arm height adjustable from seat pan 5 ¾" - 9 ¾" Arm pad: Polyurethane arm pad 5" w x 10" l 	TC360	\$509
	Arm pad & colour		
OPTIONS	<ul style="list-style-type: none"> Light Grey tCentric height & swivel adjustable armrest 	TC360G	\$526

4ATC360 ARMREST - HEIGHT & SWIVEL ADJUSTABLE



		LIST PRICE	
SPECIFICATIONS	<ul style="list-style-type: none"> Finger trigger adjustment Proprietary swivel adjustment rotates 360° > When rotated 180° the forearm pad moves 2" forward Solid ¼" thick spring steel frame, epoxy powder coated black Arms width adjustable 2" per arm Arm height adjustable from seat pan 7 ¼" - 11 ¾" Arm pad: Polyurethane arm pad 5" w x 10" l 	4ATC360	\$553

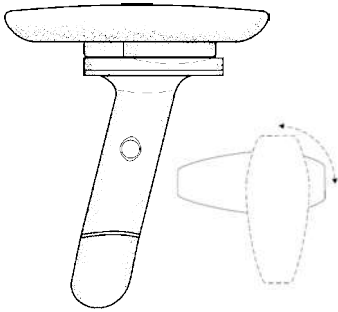
SWV ARMREST - HEIGHT & SWIVEL ADJUSTABLE



		LIST PRICE	
SPECIFICATIONS	<ul style="list-style-type: none"> Finger trigger adjustment Proprietary swivel adjustment rotates 360° > When rotated 180° the forearm pad moves 2" forward Solid ¼" thick spring steel frame, epoxy powder coated black Arms width adjustable 2" per arm Arm height adjustable from seat pan 6 ¼" - 10 ¼" Arm pad: Oval Black Destiny upholstered padded arm pad 5 ¼" w x 10" l 	SWV	\$476
	Arm pads		
OPTIONS	<ul style="list-style-type: none"> Oval tube polyurethane 4 ¼" w x 10 ⅝" l when rotated 180° the arm pad moves 3" forward 	SWVOT	\$405
	<ul style="list-style-type: none"> Oval tube polyurethane short arm pad 4 ¼" w x 9" l > when rotated 180° the arm pad moves 1 ½" forward 	SWVOTSH*	\$405
Bracket			UPCHARGE
	<ul style="list-style-type: none"> 1" Lower arm 	EDD	\$33
	<ul style="list-style-type: none"> 2" Higher arm 	NDD	\$33

*Recommended for use on myCentric Series

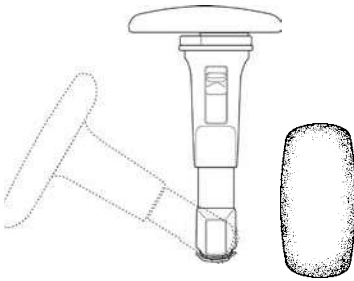
3SWVOT ARMREST - 3" HEIGHT & SWIVEL ADJUSTABLE



		LIST PRICE
SPECIFICATIONS	<ul style="list-style-type: none"> Finger tip adjustment Proprietary swivel adjustment rotates 360° > When rotated 180° the forearm pad moves 3" forward Solid ¼" thick spring steel frame, epoxy powder coated black Arms width adjustable 2" per arm Arm height adjustable from seat pan 6 ¾" - 9 ¾" Arm cap: Oval tube polyurethane arm pad 4 ¼" w x 10 ⅝" l 	3SWVOT
	<p>Arm pads</p> <ul style="list-style-type: none"> Short polyurethane arm pad 4 ¼" w x 9" l* > When rotated 180° the forearm pad moves 1 ½" forward 	3SWVOTSH*
		\$335
		\$335

*Recommended for use on myCentric Series

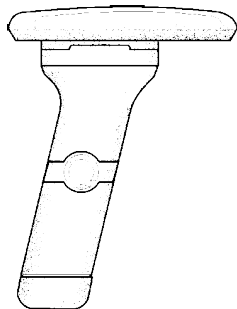
SATASWV ARMREST- SWING AWAY HEIGHT & SWIVEL ADJUSTABLE



		LIST PRICE
SPECIFICATIONS	<ul style="list-style-type: none"> Finger trigger adjustment Swing away finger adjustment Proprietary swivel adjustment rotates 360° > When rotated 180° the forearm pad moves 2" forward Solid ¼" thick steel frame, epoxy powder coated black Arms width adjustable 2" per arm Arm height adjustment from seat pan 8 7/8" - 11 5/8" Arm pad: Oval upholstered arm pad 5 ¼" w x 10" l 	SATASWV
	<p>Arm pads</p> <ul style="list-style-type: none"> See pages 109-110 for optional upholstered arm pads 	
		\$515

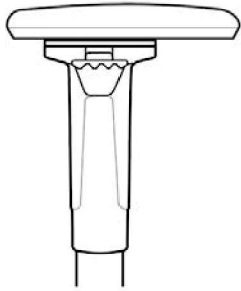
Height & Lateral

TCL ARMREST- TCENTRIC HEIGHT & LATERAL ADJUSTABLE



		LIST PRICE
SPECIFICATIONS	<ul style="list-style-type: none"> Cushioned finger tip adjustment Arm lateral adjustment 2 ½" inwards Solid ¼" thick spring steel frame, epoxy powder coated black Arms width adjustable 2" per arm Arm height adjustable from seat pan 5 ¾" - 9 ¾" Arm pad: Polyurethane arm pad 5" w x 10" l 	TCL
	<p>Arm pad & colour</p> <ul style="list-style-type: none"> Light Grey tCentric height & lateral adjustable armrest 	TCLG
		\$509
		\$524

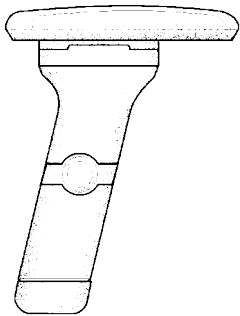
4ATCL ARMREST - HEIGHT & LATERAL ADJUSTABLE



SPECIFICATIONS	LIST PRICE	
	<ul style="list-style-type: none"> Finger trigger adjustment Arm lateral adjustment 2 ½" inwards Solid ¼" thick spring steel frame, epoxy powder coated black Arms width adjustable 2" per arm Arm height adjustable from seat pan 8 ¼" - 12 ¾" Arm pad: Polyurethane arm pad 5"w x 10" l 	4ATCL

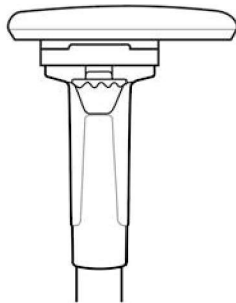
Height, Lateral & Swivel

TCL360 ARMREST – tCENTRIC HEIGHT, SWIVEL & LATERAL ADJUSTABLE



SPECIFICATIONS	LIST PRICE		
	<ul style="list-style-type: none"> Cushioned finger tip adjustment Proprietary swivel adjustment rotates 360° > When rotated 180° the forearm pad moves 2" forward Arm lateral adjustment 2 ½" inward Solid ¼" thick spring steel frame, epoxy powder coated black Arms width adjustable 2" per arm Arm height adjustable from seat pan 6 ½" - 10 ½" Arm pad: Polyurethane arm pad 4 ¾"w x 10 ¼" l 	TCL360	\$549
OPTIONS	LIST PRICE		
	<ul style="list-style-type: none"> Light Grey tCentric height, swivel & lateral adjustable armrest 	TCL360G	\$565
	<ul style="list-style-type: none"> Midnight Black tCentric armrest with Nytek Black Upholstery 	TCL360UPBL	\$549
<ul style="list-style-type: none"> Light Grey tCentric armrest with Nytek Grey Upholstery 	TCL360UPG	\$565	

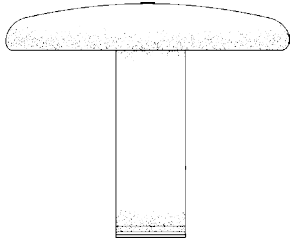
4ATCL360 ARMREST – HEIGHT, SWIVEL & LATERAL ADJUSTABLE



SPECIFICATIONS	LIST PRICE	
	<ul style="list-style-type: none"> Finger trigger adjustment Proprietary swivel adjustment rotates 360° > When rotated 180° the forearm pad moves 2" forward Arm lateral adjustment 2 ½" inward Solid ¼" thick spring steel frame, epoxy powder coated black Arms width adjustable 2" per arm Arm height adjustable from seat pan 8 ¼" - 12 ¾" Arm pad: Polyurethane arm pad 4 ¾"w x 10 ¼" l 	4ATCL360

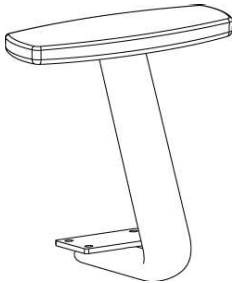
Fixed Arms

E500 ARMREST



		LIST PRICE	
SPECIFICATIONS	<ul style="list-style-type: none"> Fixed height 5/16" thick by 3" wide steel, epoxy powder coated black Oval upholstered arm pad 5 3/4" w x 10" l 9 1/2" Arm Height from Seat Pan 	E50010	\$731
	Arm Height		
OPTIONS	<ul style="list-style-type: none"> 12" Arm Height from Seat Pan 	E50012	\$731


BRAR - FIXED ARM



		LIST PRICE	
SPECIFICATIONS	<ul style="list-style-type: none"> Fixed Arm with Polyurethane Pad Not width adjustable Arm height from seat pan 8 1/2" Polyurethane arm pad 3 1/2" wide by 10" long 	BRAR	\$131
	Arm pads		
OPTIONS	<ul style="list-style-type: none"> Arm bracket with chrome accent 	BRARCH	\$162

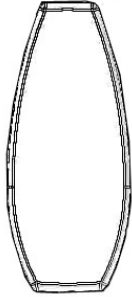
Arm Pad Options

OVAL - OVAL UPHOLSTERED ARM PAD



		UPCHARGE	
SPECIFICATIONS	<ul style="list-style-type: none"> 5 3/4" w x 10" l Upholstered in Black Destiny, an engineered nytek leather match 	OVAL	\$55
	Upholstered in		
OPTIONS	<ul style="list-style-type: none"> Fabric 	OVALF	\$55
	<ul style="list-style-type: none"> Leather 	OVALL	\$89

OT - OVAL TUBE ARM PAD

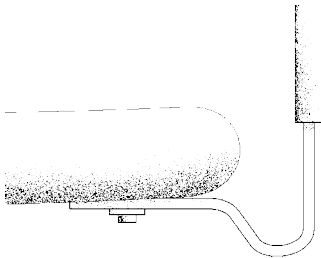


*Recommended for use
on myCentric Series

SPECIFICATIONS			UPCHARGE
	<ul style="list-style-type: none"> • 4 ¼"w x 10 ⅝"l • Polyurethane arm cap 	OT	
OPTIONS	Short Arm Pad		UPCHARGE
	<ul style="list-style-type: none"> • 4 ¼"w x 9"l 	OTSH*	
	Oval Tube Upholstered Arm Pad*		
	<ul style="list-style-type: none"> • 4 ½ "w x 10 ⅝"l • Upholstered in Black Destiny, an engineered nytek leather match 	OTOVAL	
	Upholstered in**		UPCHARGE
	<ul style="list-style-type: none"> • Black Destiny • Fabric • Leather 	OTU OTF PTL	

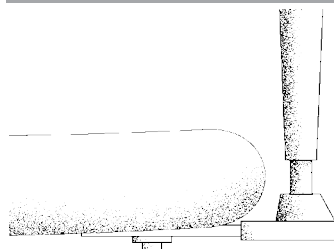
Arm Brackets Styles

DROP DOWN ARM BRACKET



SPECIFICATIONS			LIST PRICE
	<ul style="list-style-type: none"> • Drop-down arm bracket style allows for 4" of height adjustment and lower height options. 	4ABR	

L-SHAPED ARM BRACKET (OVAL TUBE OPTION SHOWN)**



SPECIFICATIONS			LIST PRICE
	<ul style="list-style-type: none"> • Two L-shaped arm bracket styles offer 3" of height adjustment. • A shorter bracket option is available (Trigger arm rest only) to accommodate smaller seat pan sizes. 	OTBR	

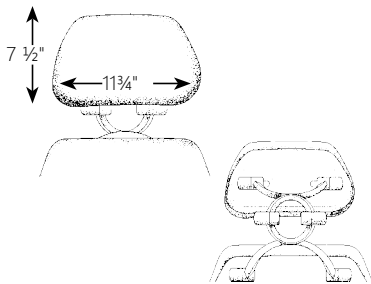
**Cannot be used on a swivel arm bracket



OPTIONS, UPHOLSTERY & PARTS

Adjustable Headrest

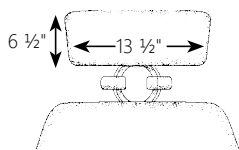
AHR - ADJUSTABLE HEADREST



SPECIFICATIONS		
	<ul style="list-style-type: none"> Side stitching offers cushioned support with a tailored look Durable headrest cap has a stylish line pattern Patented headrest bracket has 3 pivot points with 7" vertical and horizontal adjustments to provide the maximum range of adjustability Dampers in pivot mechanisms allow the headrest to be moved to the desired position without loosening 7 1/2"h x 11 3/4"w Convex curve for additional support 	AHR
<ul style="list-style-type: none"> Light grey option 	AHRG	\$506

24Centric & eCentric Executive Series Adjustable Headrest

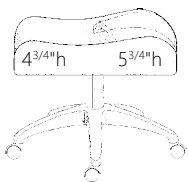
24AHR - 24CENTRIC AND ECENTRIC EXECUTIVE ADJUSTABLE HEADREST



SPECIFICATIONS		
	<ul style="list-style-type: none"> Side stitching of upholstered headrest cap offers cushioned support with a tailored look Patented headrest bracket has 3 pivot points with 7" vertical and horizontal adjustments to provide the maximum range of adjustability Dampers in pivot mechanisms allow the headrest to be moved to the desired position without loosening 6 1/2"h x 13 1/2"w 	24AHR

Leg Rest

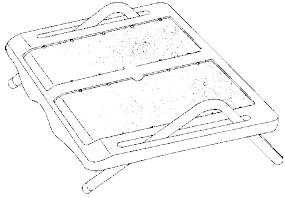
LR - LEG REST



SPECIFICATIONS		
	<ul style="list-style-type: none"> Molded Polyurethane High Resilient Foam for a more cushioned support Two elevation curves for a wider range in height and angle support requirements Valley between elevation curves offers full leg support Easy-to-use ring type height adjustment activator (seat height - 15 1/4"-18") 21" w x 17 1/2" d 360° swivel 24" glass reinforced nylon base 5 dual wheel nylon casters 	LR
OPTIONS	Leg Rest Options	
<ul style="list-style-type: none"> Leg rest tilt mechanism 	TILT	\$189

Footrest

FOOTFLEXOR - ERGOCENTIRC FOOTFLEXOR



SPECIFICATIONS			
SPECIFICATIONS	<ul style="list-style-type: none"> • 1 ¾" Laminated MDF footplate • Foot plate height 3 ½" • Dimensions: 18"w x 11 ½"d • Inset vinyl non-slip tread, ½" diameter chrome plated steel tube rubber non-slip feet • Footplate and tubular frame are one part 	FOOTFLEXOR	\$182
SPECIFICATIONS	<ul style="list-style-type: none"> • 1 ¾" Laminated MDF footplate • Foot plate height 6" • Dimensions: 18"w x 11 ½"d • Inset vinyl non-slip tread, ½" diameter chrome plated steel tube rubber non-slip feet • Footplate and tubular frame are one part 	TALLFOOTFLEXOR	\$207

Shelf

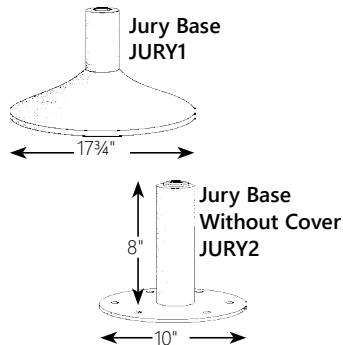
UTILITYSHELF - UTILITY SHELF



SPECIFICATIONS			
SPECIFICATIONS	<ul style="list-style-type: none"> • 22" w x 15.5" d • Hands free opening when your hands are full or contaminated. • Weight capacity 120 lbs. 	UTILITYSHELF	\$630

Jury Base


JURY - JURY BASE



SPECIFICATIONS	<ul style="list-style-type: none"> Tapered, reinforced 10 gauge centre hub welded to a 3/4" thick by 10" round steel plate Plate has 6 countersunk holes for attachment to the floor Internal hub fits all ergoCentric standard gas cylinders, with or without swivel return Shroud for the internal hub consists of a 16-gauge outer tube with a trim ring Optional black cone-shaped plate covering All metal parts finished with black textured powder coating Hardware for floor attachment is not included. 		
	Arm pads		
OPTIONS	• Jury base with cover	JURY1	\$269
	• Jury base cover only	JURYCOVER	\$51
	• Jury base without cover	JURY2	\$219

Anti-fatigue Mats

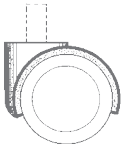
AFM - ANTI-FATIGUE MAT

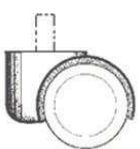



SPECIFICATIONS	<ul style="list-style-type: none"> Work well in conjunction with standing height, height adjustable workstations, sit stand seating and stools Non-slip top and bottom with no-trip beveled edge Safe, non-toxic and latex-free (No PVC or BPAs) Flame resistant up to 200° C Dimensions: 3/4" thick Convex curve for additional support 1 year warranty 		
	Size Options		
OPTIONS	• Anti-Fatigue Mat 18" x 24"	AFM-18x24	\$117
	• Anti-Fatigue Mat 36" x 24"	AFM-36x24	\$194

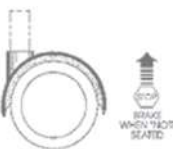
Casters and Glides


See chair specification pages for availability and pricing

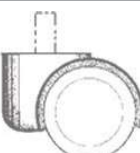
NC - DUAL WHEEL NYLON CASTERS		
	Designed for use on carpeted surfaces.	LIST PRICE
	Features <ul style="list-style-type: none"> • 2" diameter caster with steel stem • Nylon body • Dual nylon wheels 	NC \$11 each


UC - DUAL WHEEL URETHANE CASTERS		
	Designed for use on hard floor, tile, concrete, marble floors.	LIST PRICE
	Features <ul style="list-style-type: none"> • 2" diameter caster with steel stem • Nylon body • Dual polyurethane wheels 	UC \$22 each


LON - LOCK ON URETHANE CASTERS		
	Provides the stability of a glide and mobility of a caster. When the user's weight is on the chair, the wheels lock. With no weight on the chair, the caster unlocks and moves freely.	LIST PRICE
	Features <ul style="list-style-type: none"> • 2 ¼" caster with steel stem • Nylon body • Dual urethane wheels • Brakes 	LON \$53 each

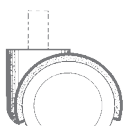
LOF - LOCK OFF URETHANE CASTERS		
	Ideal for use on tile floors. When the user's weight is off the chair, a brake is applied to prevent the chair from rolling away.	LIST PRICE
	Features <ul style="list-style-type: none"> • 2 ¼" Caster with steel stem • Nylon body • Dual nylon wheels • Brakes 	LOF \$34 each

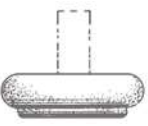
SW - SINGLE WHEEL NYLON CASTERS		
	Designed for use on heavy carpet	LIST PRICE
	Features <ul style="list-style-type: none"> • 2 ½" Caster with steel stem • Steel body • Single nylon wheel 	SW \$32 each

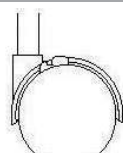
USC - URETHANE STACKER CASTERS		
	Designed for use on hard floors including tile, concrete and marble	LIST PRICE
	Features <ul style="list-style-type: none"> • 1 ½" diameter caster with nylon body • Dual polyurethane wheels 	USC \$30 each


SWU - SINGLE WHEEL URETHANE CASTERS		
	Designed for use on rough floor surfaces.	LIST PRICE
	Features <ul style="list-style-type: none"> • 2 ½" Caster with steel stem • Steel body • Single Urethane wheel 	SWU \$34 each

OMU - SINGLE WHEEL NEOPRENE CASTER		
	Designed for use on rough floor surfaces. Adds 2 ½" to seat height	LIST PRICE
	Features <ul style="list-style-type: none"> • Two options available, 3" or 2" • Steel body • Single urethane wheel 	2" OMC \$50 each 3" OMU \$66 each

NSC - NYLON STACKER CASTER		
	Designed for commercial carpet use	LIST PRICE
	Features <ul style="list-style-type: none"> • 1 ½" diameter caster with nylon body • Dual nylon wheels 	NSC \$26 each

INDUSTRIAL GLIDE		
	Provide stability for use on commercial carpet and floors.	LIST PRICE
	Features <ul style="list-style-type: none"> • ½" (flat) glides HG 	HG \$10 each

CAC - SILVER ACCENT CASTERS		
	Designed for use on carpet	LIST PRICE
	Features <ul style="list-style-type: none"> • 2" diameter caster with steel stem • Silver Accent Middle body • Dual nylon wheels 	CAC \$24 each

GLIDES		
	Provide stability for use on commercial carpet and floors.	LIST PRICE
	Features <ul style="list-style-type: none"> • 1 ¼" glides 1G • 2 ¼" glides 2G 	1G \$11 each 2G \$11 each

Seat dimensions

Please see below for our range of seat sizes.

SEAT SIZE						
Chair Series	Extra Small	Small	Large/ Standard	Plus Size	Extra Long	Extra Deep
tCentric Hybrid™ Mesh Seat	–	20"w x 16 ½"d TMBMSS/TLGMSS	21"w x 18 ½"d TMBMS/TLGMS	–	21"w x 21 ½"d TMBMXLS/ TLGMXLS	–
tCentric Hybrid™	17 ½"w x 15 ½"d XSS	18 ½"w x 17"d SS	20"w x 19"d LS	22"w x 19"d PS	20"w x 21"d XLS	22"w x 21"d XPS
airCentric™	17 ½"w x 15 ½"d XSS	18 ½"w x 17"d SS	20"w x 19"d LS	22"w x 19"d PS	20"w x 21"d XLS	22"w x 21"d XPS
Saffron / Saffron R	17 ½"w x 15 ½"d XSS	18 ½"w x 17"d SS	20"w x 19"d LS	22"w x 19"d PS	20"w x 21"d XLS	22"w x 21"d XPS
geoCentric™	17 ½"w x 15 ½"d XSS	18 ½"w x 17"d SS	20"w x 19"d LS	22"w x 19"d PS	20"w x 21"d XLS	22"w x 21"d XPS
ecoCentric™	17 ½"w x 15 ½"d XSS	18 ½"w x 17"d SS	20"w x 19"d LS	22"w x 19"d PS	20"w x 21"d XLS	22"w x 21"d XPS
eCentric™	17 ½"w x 15 ½"d XSS	18 ½"w x 17"d SS	20"w x 19"d LS	22"w x 19"d PS	20"w x 21"d XLS	22"w x 21"d XPS
myCentric™	17 ½"w x 15 ½"d XSS	18 ½"w x 17"d SS	20"w x 19"d LS	22"w x 19"d PS	20"w x 21"d XLS	22"w x 21"d XPS
ergoForce™	17 ½"w x 15 ½"d XSS	18 ½"w x 17"d SS	20"w x 19"d LS	22"w x 19"d PS	20"w x 21"d XLS	22"w x 21"d XPS
Specialty Seating	17 ½"w x 15 ½"d XSS	18 ½"w x 17"d SS	20"w x 19"d LS	22"w x 19"d PS	20"w x 21"d XLS	22"w x 21"d XPS
Chair Series	Small	Small Heavy Duty	Large/ Standard	Large Heavy Duty	Plus Size	Extra Wide
eCentric Executive™	20"w x 17"d 24CSS	24"w x 19"d SSHD	20"w x 19"d 24CSTD	24"w x 21"d LSHD	22"w x 21"d 24CPS	22"w x 19"d 24CXW
24Centric™	20"w x 17"d 24CSS	24"w x 19"d SSHD	20"w x 19"d 24CSTD	24"w x 21"d LSHD	22"w x 21"d 24CPS	22"w x 19"d 24CXW
Chair Series	Small	Small Heavy Duty	Large/ Standard	Large Heavy Duty	Plus Size	Extra Wide
e500™	–	–	22"w x 21"d 24CPS	24"w x 21"d E5LSHD	–	26"w x 21"d E5XW

ergoCentric Approved Fabrics

ergoCentric Approved Fabrics include upholsteries that have undergone exhaustive review to determine top-selling fabrics, patterns and colours. From there we tested and re-tested the materials to ensure they accentuate the ergonomic function of our seating. It was only after this rigorous process that a fabric was included in the ergoCentric Approved carded program.

All ergoCentric Approved Fabrics:

- Have a 10 year performance warranty
- Allow seating systems to be available in 10 business days*^
- Ensure the optimal ergonomic seating experience is provided



FABRIC	
GRADE 1	
Air Knit	Punch Card
Open House	
GRADE 3	
Teknit	
GRADE 6	
Nytek	Friction

OTHER
GRADE 8
Nymatrix^
LEATHER
Madras

Leather matches are available in the following colors: Poppy, Aspen, Crimson, Cobblestone, Brownie, Clay, Chocolate, Black, Ginger

* Exclusive to ergoCentric

^ Nymatrix has a 15 day lead time

Note: For optimal cleanability, non-tailored seats are standard for vinyl upholstery. Tailored vinyl seats are available at an additional cost, but are not recommended. Please contact your sales representative for more information.

Other Upholstery Options

EXCLUSIVE TO ERGOCENTRIC
GRADE 12
IC plus Upholstery Solution

Fabrics listed were current at the time of printing. For an up-to-date list please visit the Fabrics and Finishes section of ergoCentric.com. Graded-in patterns and color sections are subject to change without notification.

Maintenance

Fabrics

Keep clean with regular vacuuming. For spills, absorb as much as possible with a damp cloth, but do not rub. For stains, we recommend professional cleaning.

Vinyl

Clean with soft cloth dampened with mild soap solution. For stains, a sponge or soft brush may be used with mild non-abrasive cleaner.

Leather

Occasional dusting/vacuuming for a more thorough cleaning.

tCentric Hybrid Mesh

To prevent overall soil, frequent vacuuming or light brushing to remove dust and grime is recommended. Spot clean with mild soap and water. The use of bleach is to be avoided; however, a 1:10 bleach solution may be used for infrequent disinfecting when necessitated. The accumulated wet contact time should be limited to a maximum of 2 hours over the life of the chair. Virex can also be used.

IC plus Upholstery Solution

IC plus can be cleaned with any healthcare detergent or disinfectant when used on the quantities and manners specified by the cleaning agents' labeled cleaning instructions.

Customer's own materials

COM Fabric Instructions

Please provide us with the required information listed below and we will confirm if there is the need for testing. Approved COM and samples for testing, if required, must be sent to your Customer Service Representative at 275 Superior Blvd. Mississauga, ON, Canada L5T 2L6 in accordance with the COM terms as described on page 5. Please contact Customer Service for special shipping instructions.

For both Hassle Free and Traditional COM orders, we require the following information with your purchase order to provide accurate customer service and order fulfillment:

- Fabric supplier or mill
- Fabric description
- Name
- Number
- Colour Pattern
- Any special application details
- Pattern orientation
- Fabric selection by application (inner or outer back for example)

Note: For all seating lines with separate seats and backs we offer the no-charge option of specifying different fabric colours for inner or outer backs and seats.

All COM orders are subject to the Terms and Conditions of Sale; CUSTOMERS OWN MATERIAL as appropriate.

Parts

LIST PRICE	BACKRESTS - GRADE ONE FABRIC	CODE	LIST PRICE
	• geoCentric Mid-Back with Back Cap - Dedicated Task	GEOMBPBCDT1	\$305
	• geoCentric Mid-Back with Back Cap - Synchro Glide	GEOMBPBCSG1	\$305
	• geoCentric Mid-Back with Back Cap - Multi Tilt	GEOMBPBCMT1	\$305
	• geoCentric Mid-Back with Back Cap - Knee Tilt	GEOMBPBCKT1	\$305
	• geoCentric Tall-Back - Dedicated Task	GEOTBDT1	\$412
	• geoCentric Tall-Back - Synchro Glide	GETOTBSG1	\$412
	• geoCentric Tall-Back - Multi Tilt	GEOTBMT1	\$412
	• geoCentric Tall-Back - Knee Tilt	GEOTBKT1	\$412
	• geoCentric Extra Tall-Back - Dedicated Task	GEOXTBDT1	\$721
	• geoCentric Extra Tall-Back - Synchro Glide	GETOXTBSG1	\$721
	• geoCentric Extra Tall-Back - Multi Tilt	GEOXTBMT1	\$721
	• geoCentric Extra Tall-Back - Knee Tilt	GEOXTBKT1	\$721
	• Saffron R Mid-Back	SAFRMB1	\$371
	• Saffron R Tall-Back	SAFRTB1	\$399
	• Saffron R High Back	SAFRHB1	\$669
	• Saffron 1 Back - Dedicated Task	SAFIDT1	\$198
	• Saffron 1 Back with Back Cap - Dedicated Task	SAFIPBCDT1	\$170
	• Saffron Mid-Back - Dedicated Task	SAFMBDT1	\$371
	• Saffron Mid-Back - Multi Tilt	SAFMBMT1	\$371
	• Saffron Mid-Back with Back Cap - Dedicated Task	SAFMBPBCDT1	\$282
	• Saffron Mid-Back with Back Cap - Multi Tilt	SAFMBPBCMT1	\$282
	• Saffron High Back - Dedicated Task	SAFHBDT1	\$669
	• Saffron High Back - Multi Tilt	SAFHBM1	\$669
	• iCentric Mid-Back - Synchro Glide	ICMBSG1	\$471
	• iCentric Mid-Back - Multi Tilt	ICMBMT1	\$471
	• iCentric Mid-Back - Knee Tilt	ICMBKT1	\$471
	• iCentric High Back - Multi Tilt	ICHBMT1	\$497
	• iCentric Mesh Back	ICMESHBACK1	\$678
	• ecoCentric Mesh Back - Dedicated Task	ECOMESHBACKDT21	\$532
	• ecoCentric Mesh Back - Multi Tilt	ECOMESHBACKMT1	\$532
	• ecoCentric Mesh Back - Boardroom	ECOMESHBACKBR21	\$532
	• eCentric Executive Back - Synchro Glide	EEXECBACKSG1	\$985
	• eCentric Executive Back - Multi Tilt	EEXECBACKMT1	\$844

LIST PRICE	BACKRESTS - GRADE ONE FABRIC	CODE	LIST PRICE
	• eCentric Executive Back - Multi Tilt /350	EEXECBACKMT1	\$844
	• eCentric Executive Back - Heavy Duty	EEXECBACKHD1	\$844
	• airCentric Back - Synchro Glide	AIRBACKSG1	\$511
	• airCentric Back - Multi Tilt	AIRBACKMT1	\$511
	• airCentric Back - Knee Tilt	AIRBACKKT1	\$511
	• airCentric Back - Boardroom	AIRBACKBR1	\$511
	• airCentric Back Controlled Motion	AIRBACKCM	\$511
	• airCentric 2 Back - Synchro Glide	AIRBACK2SG1	\$511
	• airCentric 2 Back - Multi Tilt	AIRBACK2MT1	\$511
	• airCentric 2 Back - Knee Tilt	AIRBACK2KT1	\$511
	• airCentric 2 Back - Boardroom	AIRBACK2BR1	\$511
	• airCentric 2 Back Controlled Motion	AIRBACK2CM	\$511
	• airCentric 2S Back - Synchro Glide	AIRBACK2SSG1	\$511
	• airCentric 2S Back - Multi Tilt	AIRBACK2SMT1	\$511
	• airCentric 2S Back - Knee Tilt	AIRBACK2SKT1	\$511
	• airCentric 2S Back - Boardroom	AIRBACK2SBR1	\$511
	• airCentric 2S Back Controlled Motion	AIRBACK2SCM	\$511
	• tCentric Hybrid Back - Accent	TBACKACCNT1	\$587
	• tCentric Hybrid Back - Synchro Glide	TBACKSG1	\$587
	• tCentric Hybrid Back - Multi Tilt	TBACKMT1	\$587
	• tCentric Hybrid Back - Boardroom	TBACKBR1	\$587
	• tCentric Hybrid Back - Counter Height	TBACKCH1	\$587
	• tCentric Light Grey Back - Synchro Glide	TBACKSG1LG	\$667
	• tCentric Light Grey Back - Controlled Motion	TBACKMLG	\$667
	• tCentric Midnight Black Back - Controlled Motion	TBACKCM	\$587
	• myCentric Back - Synchro Glide	MYBACKSG1	\$756
	• myCentric Back - Multi Tilt	MYBACKMT1	\$756
	• myCentric Back - Knee Tilt	MYBACKKT1	\$756
	• myCentric Mid-Back - Synchro Glide	MYMIDBACKSG1	\$700
	• myCentric Mid-Back - Multi Tilt	MYMIDBACKMT1	\$700
	• myCentric Mid-Back - Knee Tilt	MYMIDBACKKT1	\$700
	• ergoForce Mid-Back - Dedicated Task	EFMIDBACKDT1	\$385
	• ergoForce Mid-Back - Synchro Glide	EFMIDBACKSG1	\$385
	• ergoForce Mid-Back - Multi Tilt	EFMIDBACKMT1	\$385
	• ergoForce Mid-Back - Multi Tilt/24	EFMIDBACKMT1	\$385
	• ergoForce Mid-Back - Multi Tilt/350	EFMIDBACKMT1	\$385
	• ergoForce High Back - Dedicated Task	EFHBACKDT1	\$721
	• ergoForce High Back - Synchro Glide	EFHBACKSG1	\$721
	• ergoForce High Back - Multi Tilt	EFHBACKMT1	\$721
	• 24Centric Back - Multi Tilt	24BACKMT1	\$844
	• e500 Backrest	E500B	\$943
	• geoCentric Stacker Back	GEOSTACKBACK1	\$137
	• iCentric Stacker Back	ICSTACKBACK1	\$147
	• iCentric Stacker Back with Back Cap	ICSTACKBACKPBC1	\$146
	• iCentric Mesh Guest Back	ICMESHBACK1	\$665
	• ecoCentric Stacker Back	EACOBACK1	\$81
	• geoCentric Mid-Back Side Chair Back	GEOMBSC1	\$384

LIST PRICE	BACKRESTS - GRADE ONE FABRIC	CODE	LIST PRICE
	• 3 in 1 Sit Stand Back	3IN1BACK1	\$85
	• 3 in 1 Sit Stand High Back	3IN1HBACK1	\$166
	• 1000 Upholstered Back	1000B	\$198
	• 2000 Back with Bar (DT, MT)	2000B	\$371
	• 1000 Upholstered Back with Back Cap	1000PBC	\$198
	• 2000 Upholstered Back with Back Cap	2000PBC	\$371

Parts

LIST PRICE	BACK BARS/TUBES	CODE	LIST PRICE
		<ul style="list-style-type: none"> • APT Back Bar • Standard Back Bar • Chrome Tube Back Bar • Back Height Adjustment Knob • Back Bar Seat Wedge • 2" longer back bar 	<ul style="list-style-type: none"> • ABB • SBB • CTBB • BHK • BBSW • 2BB

LIST PRICE	CONTROL MECHANISMS	CODE	LIST PRICE
		<ul style="list-style-type: none"> • e500 Mechanism • Controlled Motion Mechanism • 24 Hour Multi Tilt Mechanism • Plus Size Multi Tilt Mechanism • Accent Mechanism • APT Mechanism • Boardroom Mechanism • iCentric Mesh Executive Boardroom Mech • KT Mechanism • KT Mechanism without seat slider • Multi Tilt 2 Mechanism • Saffron Boardroom Mechanism • Grey Boardroom Mechanism • Saffron KT Mechanism • Tilt Mechanism, • Tilt 2 Mechanism • Saffron MT Mechanism • Standard Mechanism (tube) • Synchro Glide Mechanism • Light Grey Synchro Glide Mechanism • Synchro Mechanism • Task Intensive Mechanism 	<ul style="list-style-type: none"> • E500MECH • CM • 24MT • 350MT • ACCENT • APT • ICBR • IMKTB • ICKT • ergoKT • MT • BR • BRG • SAFKT • TILT • TILT2 • SAFMT • STDTB • SG • SGG • ICSYN • TI

LIST PRICE	BACK, SEAT AND HEADREST COVERS	CODE	LIST PRICE
		<ul style="list-style-type: none"> • Adjustable Headrest Cover • Extra High Back Cover (19" w x 25"h) • Extra High Back Cover (19" w x 34"h) • Extra Large Seat Cover (22" w x 21"d) • Extra Long Seat Cover (20" w x 21"d) • Extra Small Seat Cover (17 ½" w x 15 ½" d) • High Back Cover (19" w x 25" h) • Large (2000) Seat Cover (20" w x 19" d) • Low Back Cover (15 ½" x 13 ½" h) • Mid-Back Cover (17" x 19" h) • Plus Size Seat Cover (22" w x 19" d) • Small (1000) Seat Cover • Tall-Back Cover (17" x 21" h) 	<ul style="list-style-type: none"> • AHRC • 3000XTBBC • 4000BC • XPSSC • XLSSC • XSSSC • 3000BC • 2000SC • 1000BC • 2000BC • 3000SC • 1000SC • 3000TBBC

LIST PRICE	ADJUSTABLE HEADRESTS	CODE	LIST PRICE
		<ul style="list-style-type: none"> • Adjustable Headrest • 24Centric Adjustable Headrest • Light Grey Adjustable Headrest 	<ul style="list-style-type: none"> • AHR • 24AHR • AHRG

LIST PRICE	SEATS - GRADE ONE FABRIC	CODE	LIST PRICE
		<ul style="list-style-type: none"> • e500 Small Seat (20" w x 19" d) • e500 Seat (22" w x 19" d) • e500 Plus Seat (24" w x 21" d) • 16" Upholstered Stool Seat • 24Centric Large Seat • 24Centric Small Seat • 24Centric Standard Seat • 24Centric Extra Wide Seat • Small Heavy Duty Seat (24" w x 19" d) • Plus Size Seat (24" w x 21" d) • Extra Large Seat (22" w x 21" d) • Extra Long Seat (20" w x 21" d) • Extra Small Seat (17 ½" w x 15 ½" d) • geoCentric Bariatric Stacker • geoCentric Stacker • iCentric Mesh Guest Seat • Large (2000) Seat (20" w x 19" d) • Plus Size (3000) Seat (22" w x 19" d) • Small (1000) Seat (18 ½" w x 17" d) • tCentric Midnight Black Mesh Seat • tCentric Midnight Black Mesh Seat, Small • tCentric Midnight Black Mesh Seat, Extra Long • tCentric Light Grey Mesh Seat • tCentric Light Grey Mesh Seat, Small • tCentric Light Grey Mesh Seat, Extra Long • tCentric Midnight Black Airless Cushion Tech (Pair) • tCentric Light Grey Airless Cushions Tech (Pair) • Upholstered Sit Stand Seat • 16" Upholstered Stool Seat • 3-In-1 Stand Seat • Large (2000) Upholstered Seat • Large PU Seat • Small (1000) Upholstered Seat • 1000 Small Seat & Shroud • 1000 Small Seat with EA & Shroud • 2000 Large Seat & Shroud • 2000 Large Seat with EA & Shroud • 3000 Plus Seat & Shroud • 3000 Plus Seat with EA & Shroud • Extra Long Seat(20W x 21D) & Shroud • Extra Long Seat(20W x 21D) with EA & Shroud • Extra Deep Seat(22W x 21D) & Shroud • Extra Deep Seat(22W x 21D) with EA & Shroud • 1000 Small Seat & Cardboard Cover • 1000 Small Seat with EA & Cardboard Cover • 2000 Large Seat & Cardboard Cover • 2000 Large Seat with EA & Cardboard Cover • 3000 Plus Seat & Cardboard Cover • 3000 Plus Seat with EA & Cardboard Cover • Extra Long Seat(20W x 21D) & Cardboard Cover • Extra Long Seat(20W x 21D) with EA & Cardboard Cover • Extra Deep Seat(22W x 21D) & Cardboard Cover • Extra Deep Seat(22W x 21D) with EA & Cardboard Cover 	<ul style="list-style-type: none"> • E500SS • E500LS • E500XPS • 16UPHSS • 24CPS • 24CSS • 24CSTD • 24CXW • SSHD • LSHD • XPS • XLS • XSS • geoBSTAST • STAST • IMGs • 2000/LS • 3000 • 1000 • TMBMS • TMBMSS • TMBMXLS • TLGMS • TLGMSS • TLGMXLS • TMBACT • TLGACT • UPHSSST • 16UPHSS • 3IN1SEAT • 2000 • LPUS • 1000 • 1000S • 1000SEA • 2000S • 2000SEA • 3000S • 3000SEA • XLSS • XLSSEA • XPSS • XPSSEA • 1000C • 1000CEA • 2000C • 2000CEA • 3000C • 3000CEA • XLSC • XLSCEA • XPSC • XPSCEA

Parts

LIST PRICE	BASES AND FOOTRESTS	CODE	LIST PRICE
	• e500 Base	E500BASE	\$523
	• 22" Chrome Base	22CHFR	\$280
	• 22" Black Base	22BLKFR	\$269
	• 24" Chrome Base	24CHFR	\$355
	• 24" Glass Reinforced Nylon Base	24NB	\$123
	• 25" Glass Reinforced Nylon High Profile Base	25HP	\$170
	• 26" Glass Reinforced Nylon Base	26NB	\$182
	• 26" Polished Aluminum Base	26PB	\$408
	• 26" Polished Aluminum Mid Profile Base	PMB	\$408
	• 27" Hercules Glass Reinforced Nylon Base	27HERB	\$418
	• 26" Glass Reinforced Nylon Mid-Profile Base	26MP	\$169
	• Light Grey 26" Glass Reinforced Nylon High Profile Base	26HP2G	\$202
	• 27" BART Base	27BART	\$540
	• Jury Base	JURY1	\$269
	• Jury Base Without Cover	JURY2	\$219
	• Jury Base Cover Only	JURYCOVER	\$51
	• Scooter Base	SB	\$152
	• 20" diameter height adjustable footing.	20FR	\$198
	• 20" diameter ergoCentric height adjustable footing.	ERGOFR	\$257

LIST PRICE	GLIDES	CODE	LIST PRICE
	• 1 ¼" Glide (each)	1G	\$11
	• 1/2" (flat) Glide (each)	HG	\$10
	• 2 ¼" Glide (each)	2G	\$11
	• Stacker Glide (each)	STACKGL	\$6

LIST PRICE	ADDITIONAL OPTIONS	CODE	LIST PRICE
	• Leg Rest Cushion	LRCUSH	\$305
	• Scotch Guarding	SGU	\$106
	• Upholstered Sit Stand Seat	UPHSSST	\$278
	• Class 100 clean room package	CRPACK	\$141

LIST PRICE	ARM PARTS	CODE	LIST PRICE
	• Adjustable T-Arm (dial) Bracket (each)	ATBR	\$100
	• 2" higher Arm Bracket (each)	2ABR	\$151
	• 4" Adjustable T-Arm Bracket (each)	4ABR	\$107
	• Width Bracket and Plate (each)	W	\$19
	• Swing Away Adjustable T-Arm Bracket (each)	SWBR	\$138
	• T-Arm Bracket (each)	TABR	\$57
	• Tri Knob (each)	TK	\$6
	• Adjustable Loop Arm PU (each)	ALPU	\$145
	• Allan Key (each)	AK	\$4
	• Oval Upholstered Arm Pad - Black Destiny (each)	OVAL	\$55
	• Oval Upholstered Arm Pad - Fabric (each)	OVALF	\$55
	• Oval Upholstered Arm Pad - Leather (each)	OVALL	\$141
	• Lateral Arm Assembly (each)	LT	\$246
	• Loop Arm PU (each)	LOPU	\$112
	• Oval Tube PU Arm Pad (each)	OTPU	\$97
	• Oval Tube PU Short Arm Pad (each)	OTPUSH	\$97
	• tCentric Arm Pad Small (each)	TCAPSL	\$97
	• tCentric Arm Pad Standard (each)	TCAPST	\$97
	• Swivel System with Pad (each)	SWSPD	\$198
	• 4ATA Bracket	4ABR	\$107

LIST PRICE	CASTERS	CODE	LIST PRICE
	• e500 Caster	E500CASTER	\$76
	• Silver Accent Caster (each)	CAC	\$23
	• Dual Wheel Nylon Caster (each)	NC	\$11
	• Dual Wheel Urethane Caster (each)	UC	\$21
	• Heavy Duty Grey Single Wheel Caster (each)	FSW	\$32
	• Lock-off Caster (each)	LOF	\$32
	• Lock-on Caster (each)	LON	\$53
	• Manual Lock Caster (each)	MAN	\$32
	• Nylon Caster 2 (each)	NC2	\$11
	• Nylon Caster 2 (each)	GNC2	\$11
	• Single Wheel Nylon Caster (each)	SW	\$31
	• Single Wheel Urethane Caster (each)	SWU	\$32
	• Urethane Caster 2 (each)	UC2	\$21
	• Urethane Casters 2 (each)	GUC2	\$20
	• Zero Dual Wheel Urethane Casters (each)	ZC	\$60
	• 2" Neoprene Caster (each)	OMC	\$51
	• 3" Neoprene Caster (each)	OMU	\$66
	• Nylon Stacker Caster (each)	NSC	\$24
	• Urethane Stacker Caster (each)	USC	\$28

LIST PRICE	PNEUMATIC LIFTS	CODE	LIST PRICE
	• e500 Lift	E500LIFT	\$307
	• 3 Piece Pneumatic Cover	COVERCAN	\$16
	• Lift Off	LIFTOFF	\$175
	• 80mm Pneumatic Lift	80mm	\$181
	• 100mm Pneumatic Lift	100mm	\$181
	• 125mm Pneumatic Lift	125mm	\$181
	• 140mm Pneumatic Lift	140mm	\$181
	• 157mm Pneumatic Lift	157mm	\$202
	• 200mm Pneumatic Lift	200mm	\$222
	• 267mm Pneumatic Lift	267mm	\$233
	• 80mm Heavy Duty Pneumatic Lift	80mmHD	\$264
	• 100mm Heavy Duty Pneumatic Lift	100mmHD	\$264
	• 125mm Heavy Duty Pneumatic Lift	125mmHD	\$264
	• 140mm Heavy Duty Pneumatic Lift	140mmHD	\$264
	• 100mm Super Heavy Duty (500lb)	100mmSHD	\$317
	• 80mm Pneumatic Lift Grey	G80mm	\$181
	• 100mm Pneumatic Lift Grey	G100mm	\$181
	• 125mm Pneumatic Lift Grey	G125mm	\$181
	• 140mm Pneumatic Lift Grey	G140mm	\$181
	• 157mm Pneumatic Lift Grey	G157mm	\$202
	• 200mm Pneumatic Lift Grey	G200mm	\$222
	• 125mmLT Pneumatic Lift Grey	G125mmLT	\$181
	• 140mm Non-rotating Pneumatic Lift	140mmNR	\$649
	• 100 mm Chrome Pneumatic Lift	100mmCH	\$218
	• 125 mm Chrome Pneumatic Lift	125mmCH	\$218
	• 125 mm Chrome Pneumatic Lite Lift	125MMCHLT	\$218
	• 140 mm Chrome Pneumatic Lift	140MMCH	\$218
	• 157 mm Chrome Pneumatic Lift	157MMCH	\$228
	• 200 mm Chrome Pneumatic Lift	200MMCH	\$249
	• 267 mm Chrome Pneumatic Lift	267MMCH	\$290
	• 200mm Pneumatic Knurled	200MMPK	\$251
	• Knurled Lift Collar	KNCOLL	\$9
	• 140mm non-rotating pneumatic	140MMNR	\$649

LIST PRICE	FRAMES	CODE	LIST PRICE
	• iCentric Mesh Guest Frame	IMGFRA	\$483
	• iCentric Mesh Guest Frame without arms	IMGFRNA	\$412
	• Weighted Frame 55 lbs	SCWF1	\$131
	• Weighted Frame 65 lbs	SCWF2	\$212
	• Weighted Frame 75 lbs	SCWF3	\$338