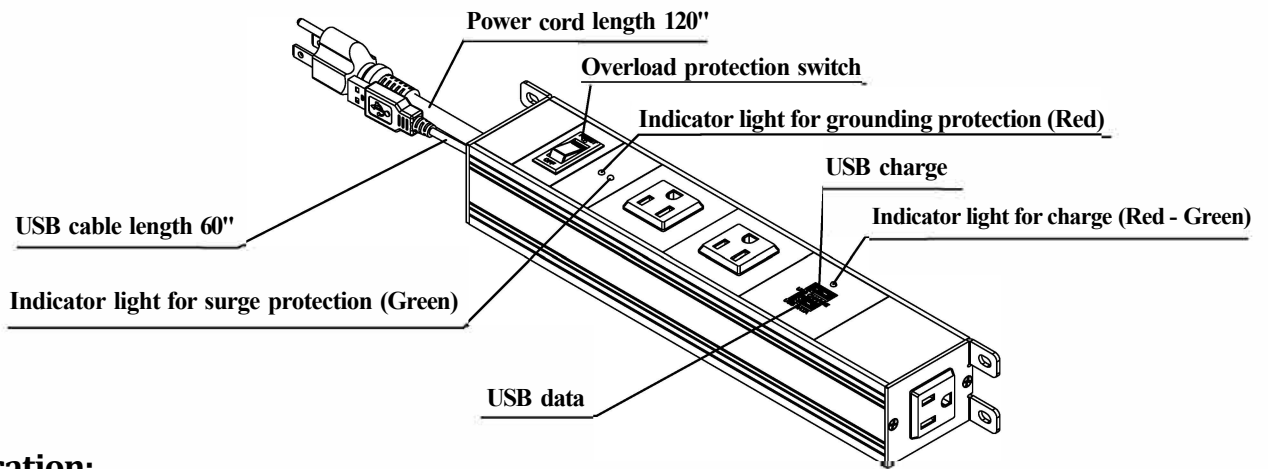


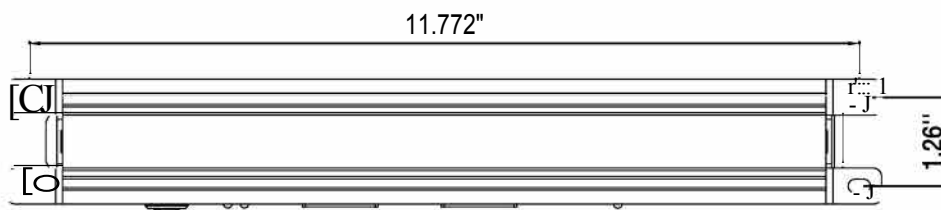
**Item NO.:PPBSP3E2UBLK**



**Specification:**

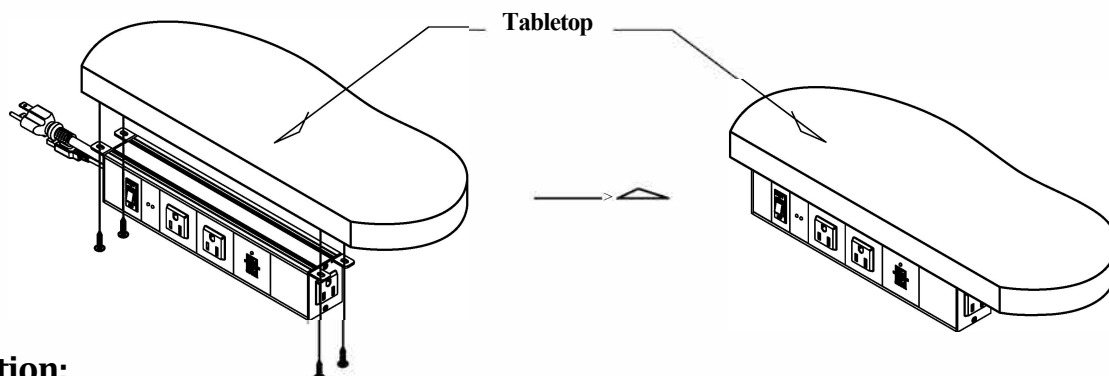
- Configuration: Socket\*3 (one is on the end of unit)+ USB charge\*1+ USB data\*1+ Surge Protection (with indicator light)+ Overload protection switch\*1/120" long power cord + 60" long USB cable.
- Rated voltage current: 15A 125V AC.
- Rated power: 1875W.
- USB charge power: 5W(DC5V 1A).

**The mounting dimensions of the unit as shown below:**



**Installation:**

- Plug unit into outlet prior to install, to confirm operation. The green light for surge protection should come on when plugged in. If red light for grounding detection comes on when plugged in, please note ground wire in power inlet socket is not working.
- As shown in below drawing, place top panel of unit underneath the tabletop, then attach it with wood screws (not included).
- For USB - the green light comes on when in stand by mode, the red light comes on when charging.



**Attention:**

- This unit is for indoor use only.
- In order to ensure safety, turn off the power before inserting plug.
- Do not overload the circuits.
- Do not use near or in liquid.
- Do not exceed 1875W total, for all connected units.